



Navjeevan Term Books

Standard
2

Teacher's Copy

Books - 1 to 4

- ◆ English Balbharati
- ◆ मजेत शिकूया मराठी
- ◆ Mathematics
- ◆ Play Do Learn


NAVJEEVAN

CONTENTS

Sr. No.	Book	Pg. No.
1.	Book 1	3 to 31
2.	Book 2	32 to 59
3.	Book 3	60 to 92
4.	Book 4	93 to 118

BOOK 1

English Balbharati (Unit - I)

1.1 Bridge



Classwork / Homework

1.



Sail on the seas

Sail across the sky

Sail on the rivers

2.

Violet

: brinjal, lilac

Indigo

: kingfisher, orchid

Blue

: sea, sky

Green

: leaves, grass, frog

Yellow

: sun, daffodil, banana

Orange

: carrot, oranges, marigold

Red

: tomato, strawberry, ladybug

1.2 Activity Time



Classwork / Homework

1.

et : net, pet, meet

in: pin, tin, thin

ud : mud, loud, bud

ow: low, snow, slow

2. [To be done by students with teacher's help.]

1.3 Let's Speak - Welcoming Friends



Classwork / Homework

1.

a. Pramod lives near the market.

b. Siddhu lives next to the school.

c. Pranav lives in Ram Nagar.

2. [To be done by students with teacher's help.]

1.4 Story Time - Yash and Moti



Classwork / Homework

- Yash said to Moti.
 - Yash said to himself.
- nibbled
 - sobbed
 - yard
 - wagging
- Mother bought new shoes for Yash.
 - Yash felt happy then.
 - Yash couldn't find the other shoe.
 - A big fat rat carried Yash's shoe to the hole.
 - Moti helped Yash find his shoe.
 - Yes, Yash was happy at the end.
- d., a., c., b., e.

1.5 Language Study - Naming Words



Classwork / Homework

- [To be done by students with teacher's help.]
- | | |
|--------|---------------------------------|
| Name | : Amit, Raju, Neeta, Meena |
| Place | : Agra, Chennai, Pune, Goa |
| Animal | : monkey, cat, rabbit, mouse |
| Thing | : ball, kite, bat, rope, pencil |
- Raju's school, mother, mango, pot, teacher

1.6 I Love Little Pussy



Classwork / Homework

- harm
 - good
 - play
 - do
- Pussy is the name of the cat in the poem.
 - [To be done by students with teacher's help.]
 - I will be gentle, loving and caring.
 - My favourite animal is a dog. Dogs are of many kinds. They have a good sense of smell and hearing. They guard our house. The dog is a very faithful friend of humans.

1.7 Let's Speak



Classwork / Homework

- Ashwini said to baba.
 - Tina said to Reena.
 - Shyam said to the gardener.
 - Ashwini said to Aai.
 - Mohini said to the ticket seller.
- May I help you?
 - Please shut the door.
 - I am sorry to hurt you.
 - Thank you for the ice-cream.
- 3.
 - 4.
 - 1.
 - 2.

1.8 Reading Time



Oral


- | | | | |
|-------|-------|-------|-------|
| | | | |
| board | table | books | bench |



projector



dustbin



chart



cupboard



Classwork / Homework

- on the wall
 - on the table
 - in the corner
 - near the wall
- Our classroom is clean and tidy. There are two big windows. Our teacher writes on the blackboard with a chalk. We have 25 benches. There is a table and chair for the teacher. We keep our books in the cupboard. We pin up charts in the classroom. My classroom has a new projector.

1.9 Writing Skill - Picture Composition



Classwork / Homework

- The house has one door and three windows. There are many trees near the house. The sun is shining brightly.
 - There are many dark clouds. There is heavy rain and many puddles. The boy and girl are using umbrellas.



Activity

- Bhaurao is a farmer. He has a small farm. His wife and daughter help him in the farm. He has one cow and two goats in his farm. Rice crops are growing in his farm. His daughter is feeding the goat. His farm has a fencing. Bhaurao is a happy farmer.

मराठी

१. पाऊस (Rain)

- चित्र पाहा. सांगा. ऐका. चित्रात दाखवा.

- गाण्यात पावसाचे वर्णन केले आहे.
- मुलगा व मुलगी पाण्यात कागदाची बोट सोडत आहेत.
- बोटीवर बेडूक बसला आहे.
- आकाशात वीज चमकत आहे.
- बेडूक डराँव डुक् ओरडला.
- वारा सूं सूं सुम्सु सुटला.
- वीज चक् चक् चक् चमकली.
- पाण्यात सोडलेली बोट हातभर जाऊन बुडाली.



- योग्य जोड्या जुळवा.

गट 'अ'

गट 'ब'

- | | |
|------------------|---------------------------|
| (१) आभाळ वाजलं | (अ) चक् चक् चक् |
| (२) वारा सुटला | (ब) धो धो धो |
| (३) वीज चमकली | (क) धडाड धुम् |
| (४) पाऊस आला | (ड) सूं सूं सुम्सु |
| (५) पाणी वाह्यलं | (इ) डराँव डुक् डराँव डुक् |
| (६) बेडूक ओरडला | (फ) सो सो सो |

२. मांजराची गंमत (Cat's fun)

○ चित्रे पाहा. प्रत्येक चित्रात काय काय दिसते ते सांगा.




○ तोंडी उत्तरे सांगा .

- (१) सकाळी दारात दुधवाला आला.
- (२) दुधवाला दारात आला तेव्हा बाई झोपल्या होत्या.
- (३) पातेल्यात दूध मांजराने घेतले.




○ तोंडी उत्तरे सांगा .

- (१) दूध घेतल्यावर मांजराला उंदीर दिसला.
- (२) उंदीर घरभर मजेत फिरत होता.
- (३) मांजराच्या हातात दुधाचे पातेले होते.
- (४) उंदीर पाहताच मांजराच्या तोंडाला पाणी सुटले.



○ तोंडी उत्तरे सांगा .

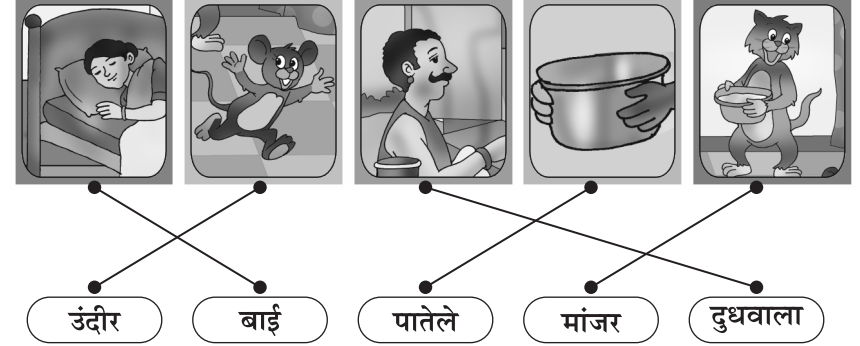
- (१) हातात दुधाचे भरलेले पातेले आहे हे मांजर विसरून गेले.
- (२) मांजर उंदराच्या मागे धावले.
- (३) मांजराच्या हातातून पातेले निसटले.
- (४) जमिनीवर दूध सांडले.



○ तोंडी उत्तरे सांगा .

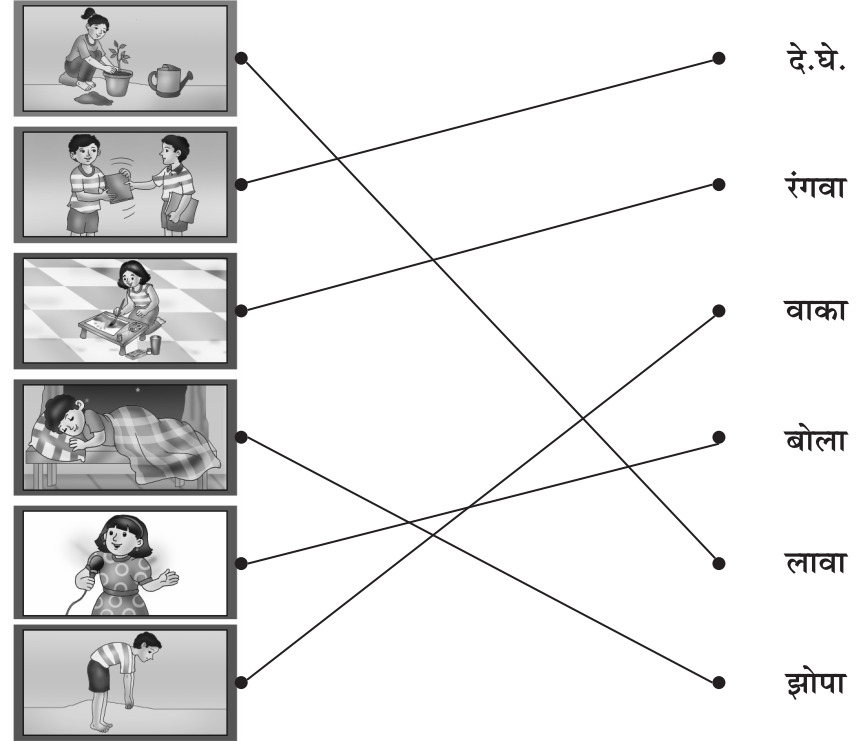
- (१) उंदराच्या मागे मांजर धावत होते.
- (२) उंदीर बिळात पळाला.
- (३) दूधही सांडले आणि उंदीरही पळाला. अशी मांजराची फजिती झाली.

○ योग्य जोड्या जुळवा.



३. खेळ खेळूया (Let's play games)

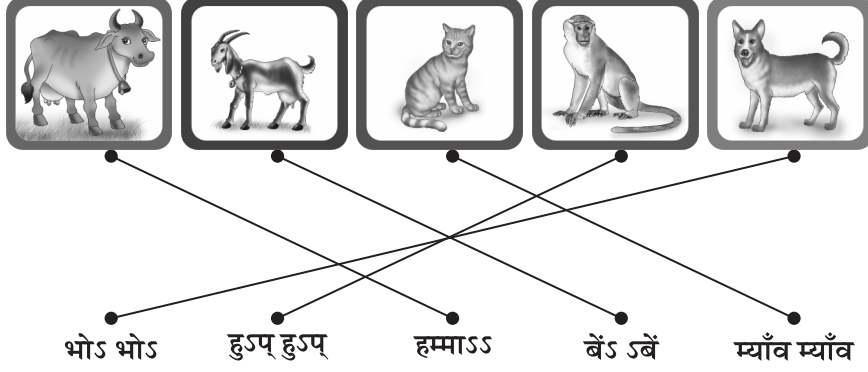
○ योग्य जोड्या जुळवा.



○ विद्यार्थ्यांनी स्वतः कृती करा.

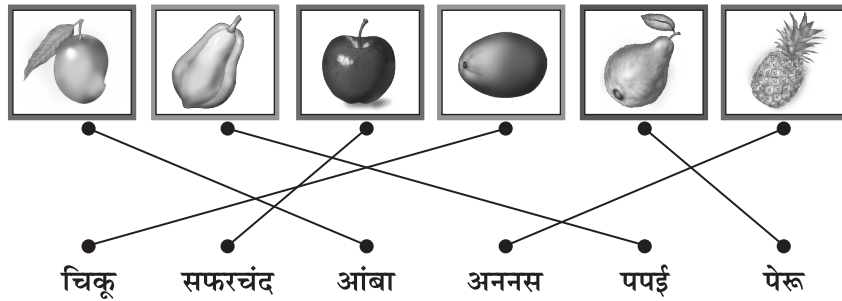
४. नक्कल करूया (Let's imitate)

- प्राणी व त्यांच्या आवाजाच्या योग्य जोड्या जुळवा.



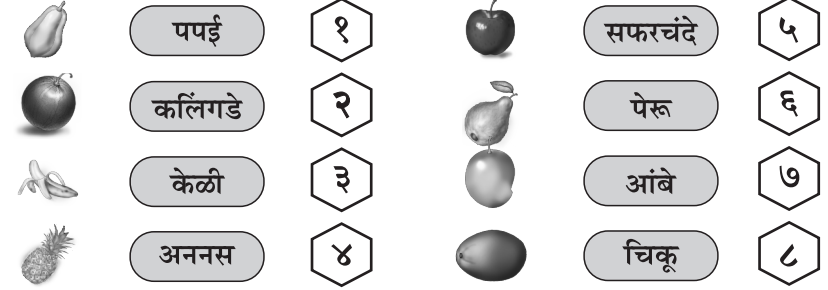
५. फळांचा राजा (King of fruits)

- गाण्यात आलेल्या फळांची नावे सांगा. (तोंडी)
- गाण्यात द्राक्ष, संत्रे, केळी, कलिंगड, बोर, आंबा इत्यादी फळांची नावे आली आहेत.
- गाण्याशेजारी दिलेल्या चित्रात द्राक्ष, संत्रे, केळी, कलिंगड, आंबा, चिकू ही फळे आहेत.
- 'फळांचा राजा' असे आंब्याला म्हणतात.
- योग्य जोड्या जुळवा.

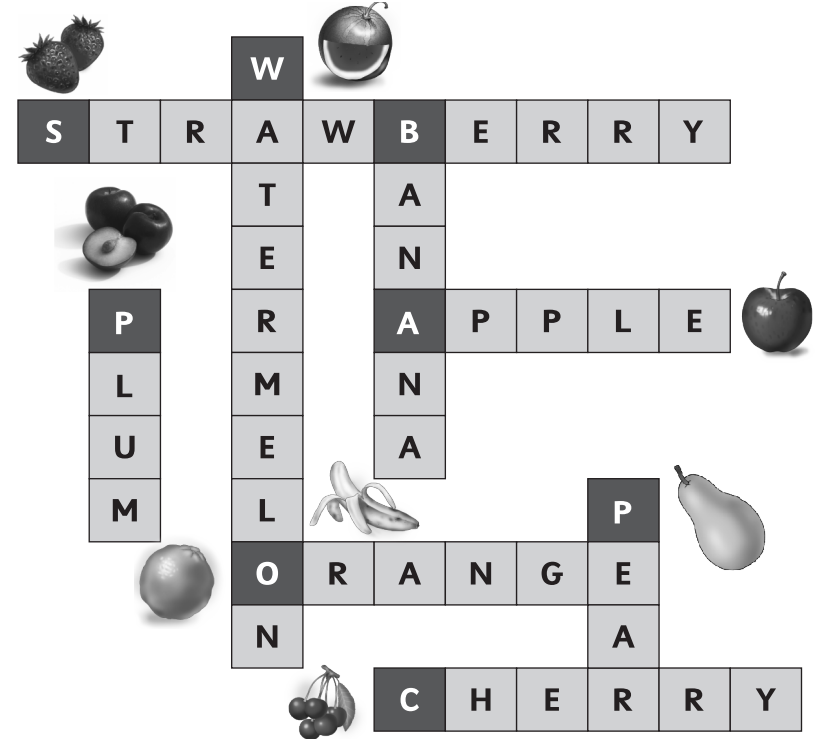


६. फळे मोजूया (Let's count fruits)

- बाजूच्या चौकोनांतील फळे मोजा. संख्या लिहा.



- खालील शब्दकोडे सोडवा.



७. चित्रे पाहू, गप्पा मारू (Let's see the pictures and talk)

- विद्यार्थ्यांनी स्वतः कृती करा.
- विद्यार्थ्यांनी स्वतः कृती करा.

Mathematics

1. Let's Find the Shapes !



Classwork/Homework

1.

2.

2. Let's Handle Geometric Shapes



Classwork/Homework

*1. Shapes

Names of shapes

- Cylinder
- Cuboid
- Cone
- Sphere

12

Mathematics
Std - II Term Book (Book - I)

*3.



Edges - 12

Corners - 8



Edges - 2

Corners - 0



Edges - 1


Corners - 1



Edges - 0

Corners - 0

*4.



3. Fun with Line



Classwork/Homework

1. [To be done by students.]

*2. Horizontal line



Vertical line



Inclined line



*3. [To be done by students.]

4. Let's Identify Geometrical Shapes



Classwork/Homework

1. Shape

Names of the shape

- Rectangle
- Square
- Circle
- Triangle

13

Mathematics
Std - II Term Book (Book - I)

2.



Sides

4

3

4

3. [To be done by students.]

5. In the World of Numbers


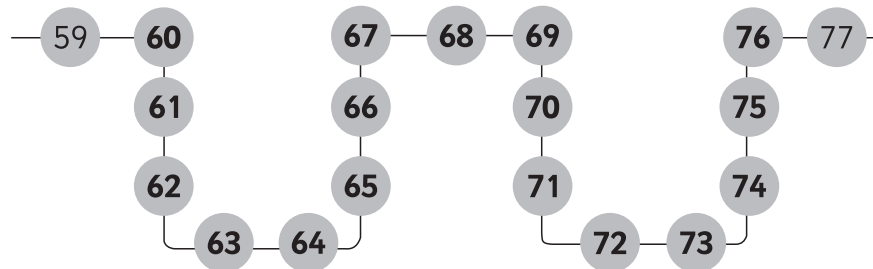


Classwork/Homework

★ 1.

1	2	3	4	5	6	7	8	9	10
11	12	13	14	15	16	17	18	19	20
21	22	23	24	25	26	27	28	29	30
31	32	33	34	35	36	37	38	39	40
41	42	43	44	45	46	47	48	49	50
51	52	53	54	55	56	57	58	59	60
61	62	63	64	65	66	67	68	69	70
71	72	73	74	75	76	77	78	79	80
81	82	83	84	85	86	87	88	89	90
91	92	93	94	95	96	97	98	99	100

★2.



Activity

1.

1.										48										
										49										
45	46	47	48	49	50	51														
						52														
						53														
						54														
						55														
						56	57	58	59	60	61	62	63	64	65	66	67	68	69	

6. Let's Read and Write in Words



Classwork/Homework

★1.

21 **Twenty - one**

48 **Forty - eight**

35 **Thirty - five**

18 **Eighteen**

37 **Thirty - seven**

40 **Forty**

29 **Twenty - nine**

16 **Sixteen**

44 **Forty - four**

32 **Thirty - two**

★2.

Fifty and three
Fifty-three

53

Thirty and three
Thirty-three

33

Twenty and six
Twenty-six

26

Forty and six
Forty-six

46

Sixty and six
Sixty-six

66

Seventy and two
Seventy-two

72

Eighty and six
Eighty-six

86

Sixty

60

Ninety and four
Ninety-four

94

16

Mathematics
Std - II Term Book (Book - I)



Activity

1. (1) Sixty-seven (2) Twenty (3) Fifty-three
(4) Eleven (5) Seventy-four (6) Ninety-nine

2.

Z	Y	S	I	X	T	Y	Q
P	R	E	F	N	O	S	T
N	U	V	B	I	E	R	W
Z	Y	E	I	J	K	L	E
H	U	N	D	R	E	D	N
F	X	T	Y	V	W	J	T
I	V	Y	U	T	G	W	Y
F	O	R	T	Y	S	H	K
T	W	C	D	O	J	R	X
Y	X	T	E	N	Q	U	Q
T	Y	N	I	N	E	T	Y

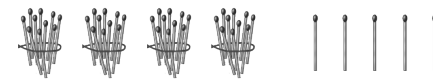
7. Counting in Groups



Classwork/Homework

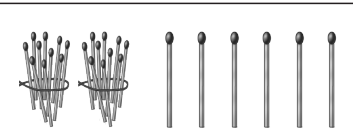
★1.

Sharad had 45 sticks

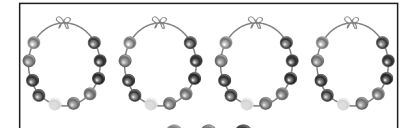


$$\boxed{4} \text{ T} + \boxed{5} \text{ U} = \boxed{45}$$

★2.



$$\boxed{2} \text{ Tens} + \boxed{6} \text{ Units} = \boxed{26}$$



$$\boxed{4} \text{ Tens} + \boxed{3} \text{ Units} = \boxed{43}$$

17

Mathematics
Std - II Term Book (Book - I)

5 Tens + 6 Units = 56

5 Tens + 8 Units = 58

3 Tens + 4 Units = 34

4 Tens + 1 Units = 41

8. Number given in a Picture



Classwork/Homework

***1.**

Tens	Units
1	4
Fourteen	

Tens	Units
2	8
Twenty-eight	

Tens	Units
4	7
Forty-seven	

***2.**

Tens	Units
2	6
Twenty-six	

Tens	Units
1	3
Thirteen	

Tens	Units
4	5
Forty-five	

***3.**

Tens	Units
3	4
34	

Tens	Units
5	3
53	

Tens	Units
4	5
45	

9. What is the meaning of 'Place Value'?



Classwork/Homework

***1.**





Units	Tens	Units	Tens	Units	Tens	Units
6	2	6	4	2	3	4
6	20	6	40	2	30	4

***2.**

18	The place value of 1 is 10	as 1 is in the tens place.
23	The place value of 3 is 3	as 3 is in the units place.
65	The place value of 5 is 5	as 5 is in the units place.
72	The place value of 7 is 70	as 7 is in the tens place.
50	The place value of 0 is 0	as 0 is in the units place.
40	The place value of 4 is 40	as 4 is in the tens place.
88	The place value of 8 is 80	as 8 is in the tens place.
61	The place value of 6 is 60	as 6 is in the tens place.
88	The place value of 8 is 8	as 8 is in the units place.
16	The place value of 6 is 6	as 6 is in the units place.
37	The place value of 3 is 30	as 3 is in the tens place.

***3.**

38	41	60	95
30	8	40	1
60	0	90	5
49	14	83	
40	9	10	4
		80	3

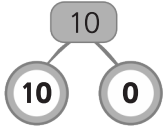
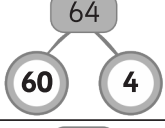
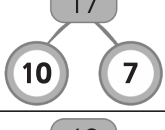
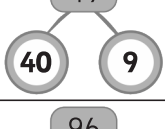
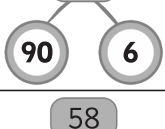

4.  10 and 5
 15
 10 and 4
 14

10. The Expanded Form of a Number



Classwork/Homework

★1.

Number	Number in words	Expanded form
	Ten	$10 + 0$
	Sixty-four	$60 + 4$
	Seventeen	$10 + 7$
	Forty-nine	$40 + 9$
	Ninety-six	$90 + 6$
	Fifty-eight	8

★2.

- ◆ (a) 10
 (b) 50, 51, 52, 53, 54, 55, 56, 57, 58, 59
 ◆ (a) 9
 (b) 10, 20, 30, 40, 50, 60, 70, 80, 90

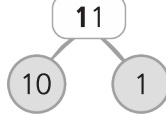
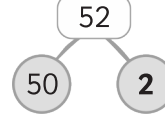
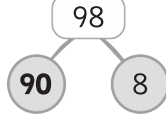
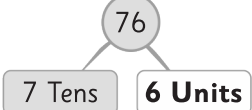
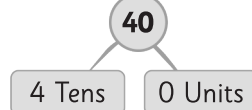
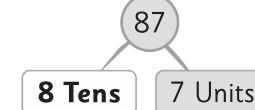
★3.

16	48	54	77	82	91	69	23
units	tens	units	tens	units	tens	tens	units

★4.

70 + 8 = 78	60 + 1 = 61	50 + 4 = 54
90 + 7 = 97	80 + 0 = 80	40 + 2 = 42

★5.



		
		

11. Let's Count Numbers in Steps



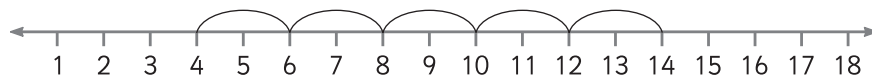
Classwork/Homework

★1.

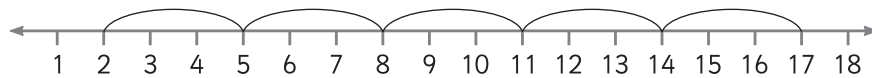

Steps of: 6

Steps of: 3

★2. 4

3.



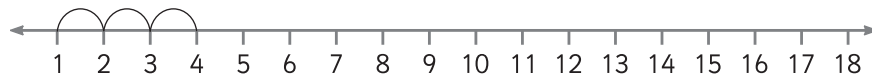
(a) Steps of 2 : 4, **6**, **8**, **10**, **12**, **14**



(b) Steps of 3 : 2, **5**, **8**, **11**, **14**, **17**



(c) Steps of 4 : 3, **7**, **11**



(d) Steps of 5 : 1, **6**, **11**, **16**



Activity

1	2	3	4	5	6	7	8	9	10
11	12	13	14	15	16	17	18	19	20
21	22	23	24	25	26	27	28	29	30
31	32	33	34	35	36	37	38	39	40
41	42	43	44	45	46	47	48	49	50
51	52	53	54	55	56	57	58	59	60
61	62	63	64	65	66	67	68	69	70
71	72	73	74	75	76	77	78	79	80
81	82	83	84	85	86	87	88	89	90
91	92	93	94	95	96	97	98	99	100


Step count by 3



Step count by 4



Step count by 5


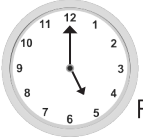






Play Do Learn

Play - 1. Health

1.1 My Daily Routine







-  Wake up early
 Morning processes
 Brush my teeth
 Take a bath
 Comb my hair
 Have a food
 Wear clean clothes
 Go to school
 Study daily
  Play on the playground
 Help with household work
 Sleep early

-  Wake up
  Playing with friends
  Breakfast
  Homework
  Going to school
  Bed Time

- Taking my pet dog for a walk.
 - Drawing and colouring.

- Playing with my friends.
- Watching T.V. with my family.

1.2 Cleanliness of Hands

- 





- It is important to wash hands because it keeps away germs.
- washing hands and bath.
 - to wipe our face.
 - to wash hands and brush teeth.
 - to wash hands.
 - to brush our teeth.
 - to cut nails.

1.3 My Diet

1. [To be done by students with teacher's help.]

2. Food	Animals	Plants
1. Milk	<input checked="" type="checkbox"/>	<input type="checkbox"/>
2. Salad	<input type="checkbox"/>	<input checked="" type="checkbox"/>
3. Eggs	<input checked="" type="checkbox"/>	<input type="checkbox"/>
4. Fruits	<input type="checkbox"/>	<input checked="" type="checkbox"/>
5. Rice	<input type="checkbox"/>	<input checked="" type="checkbox"/>
6. Meat	<input checked="" type="checkbox"/>	<input type="checkbox"/>

3. 😊 **Healthy Food** - milk, fruits, water, chapatis, salad, tea, curd, juice, rice-dal.

😞 **Unhealthy Food** - burger, pizza, vada pav.

4. a. chapati, bhakari, bread, grapes
 b. tomato, banana, pineapple, peach
 c. burger, pizza, biryani, vada pav
 d. pumpkin, cauliflower, mango, brinjal

1.4 Stop the Bad Habit

1.



Watching the T.V. for 5 hrs.

(Red)

Watching the T.V. for 1 hr.

(Green)



Unlimited usage and playing games on mobile phone. (Red)

Limited usage and playing on mobile phone.

(Green)



Using the headphone for long hours with loud music. (Red)

Using the headphone for a short while with soft music. (Green)



Playing video games on weekends.

(Green)

Playing video games daily.

(Red)

1.5 First Aid

1. Sticking Tape, Ointment, Band-Aid, Gauze Roll, Iodine, Cotton

2. a. Yes b. Yes c. No d. Yes

3. a. ☒ b. ☐ c. ☒ d. ☐
 e. ☐ f. ☒

1.6 Cleanliness

1. **Mr. Right** - Throw garbage in the bin., Use soap to clean your body., Cut nails to remove dirt. Brush teeth twice a day.

Mr. Wrong - Put fingers into the nose to remove dirt., Eat food with dirty hands., Do not wash your hand before and after food.

2. a. Change your underclothes everyday / every month.

b. Trim / Bite your nails every week.

c. Wash your hands before going to bed / after using the toilet.

d. Wear clean / dirty clothes everyday.

e. Throw garbage in the plate / dustbin.

3. a. d u s t p a n b. b r o o m

c. d u s t i n g c l o t h d. m o p

4. **Dry Garbage** - 2, 3, 7, 8, 9

Wet Garbage - 1, 4, 5, 6

1.7 Body Parts

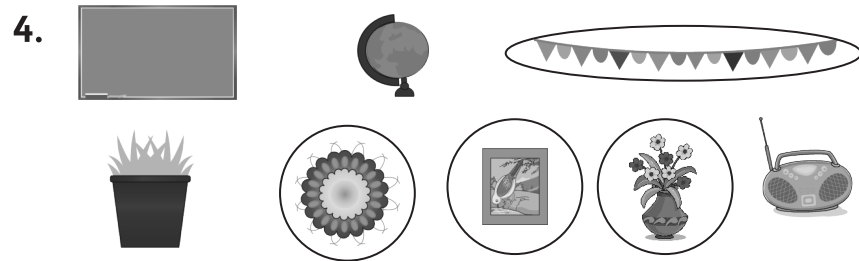
1. a. legs b. hands c. hands

Do - 1. Need Based Activities

1.1 Classroom Decoration

1. A boy is decorating the blackboard. Two boys are cleaning and putting up a frame. A boy and girl are setting the flower vase. A girl is bringing decorative materials.

2. class time-table, greeting cards, quote charts, craft items



5. [To be done by students with teacher's help.]

6. [To be done by students with teacher's help.]

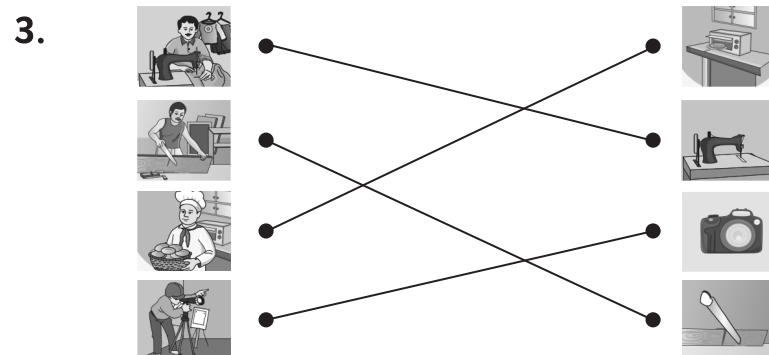
1.2 Special Days

- Van Mahotsav is celebrated in the 1st week of July.
1. 15th August. 1947 2. Gandhi Jayanti
3. Teachers Day 4. Children's Day

1.3 World of Work

- This is a picture of a laundry. The man is ironing the clothes. He folds the clothes neatly and keeps it aside.

2. [To be done by students with teacher's help.]



- Homemade hair oil, candles, agarbatti (incense), chapati / parathas, paper bags, imitation jewellery and cloth bags.

1.4 Introduction to different occupations around you














- a. cotton cloth b. iron items c. eggs and chickens
d. fruit seller e. garlands, bouquet f. pots

2. Water Literacy



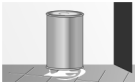


2. [To be done by students with teacher's help.]

- dark clouds, rain, rainbow, girl with umbrella and raincoat, frogs, paper boat, trees swaying

2.1 Picture Story Reading









1.    
-    
2.  - Cooking  - Watering  - Bathing
-  - Washing clothes  - Drinking  - Cleaning vessels

2.2 Storage of Water







1.  Dam  Water tank  Drum  Plastic tank  Water harvesting

2.

R	Z	C	D	L	F	I	R
J	O	H	A	D	S	T	O
T	Q	A	M	C	O	D	O
K	I	N	S	W	V	G	F
W	V	D	I	O	I	P	T
E	U	P	Y	F	N	T	O
L	J	U	G	L	X	R	F
L	B	M	S	U	I	S	V
S	G	P	I	K	U	L	S

3.    
-    

2.3 Disaster Management

1.  cyclone  earthquake  flood
-  drought  landslides  lighting
2. a. earthquake b. cyclone
c. drought d. lighting

Learn - 1. Drawing

From 1.1 to 1.8

[To be done by students.]

BOOK 2

English Balbharati (Unit - II)

2.1 Chameleons



Classwork / Homework

- *1. a. green b. lights
2. A chameleon is a reptile. It lives on the forest trees. It keeps changing the colour of its skin. It eats insects.
3. a. red, orange, green b. traffic lights

2.2 Activity Time



Classwork / Homework

1. a. grapes b. tiger c. onion
d. lotus e. guava
2. **Fruits** - mango, grapes, guava, apple, cherry
Vegetables - potato, onion, tomato, cucumber, carrot
Animals - rabbit, elephant, tiger, monkey, horse
Flowers - rose, lotus, jasmine, marigold, tulip



Activity

1. *a. clock *b. kite *c. squirrel
*d. elephant *e. bullock f. bee
g. ship

2.3 Let's Speak



Classwork / Homework

- V1. 1. **Doctor** - I go to the doctor when I am sick. He gives me medicines.

- *1. 1. **Doctor** - I go to the doctor when I am sick. He gives me medicines.
2. **Policewoman** - A policewoman controls the traffic. She helps people to cross the road.
3. **Conductor** - A conductor works in a bus. He wears a khaki uniform. He sells bus tickets.
4. **Farmers** - A farmer ploughs the field. He grows crops and takes care of them.
5. **Soldier** - A soldier is brave person. He protects our country.
6. **Chef** - A chef works in a hotel. He cooks different tasty food.
2. a. - 4. b. - 1. c. - 2. d. - 3.

2.4 Story Time - Unity is Stength

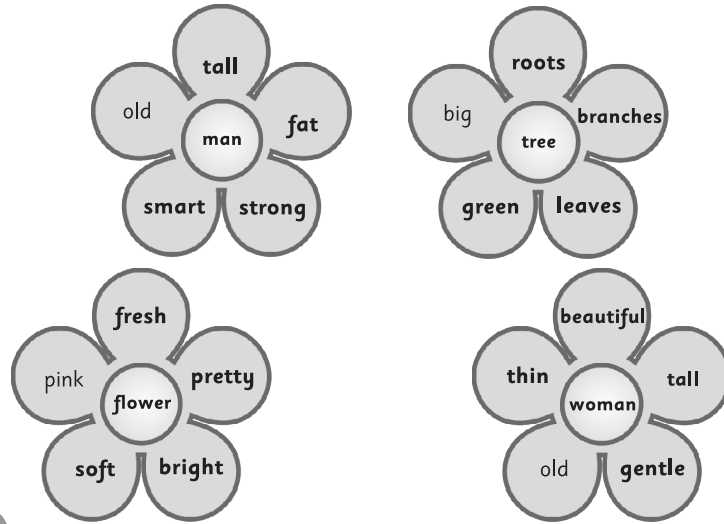


Classwork / Homework

- *1. a. The old man was worried because his sons were always quarrelling.
b. The sticks in the bundle remained unbroken.
c. The single stick broke easily.
d. The lesson the sons learnt was united we stand divided we fall.
2. a. The old man was worried.
b. They would fight for everything.
c. The bundle of sticks did not break.
d. A single stick is easily broken.
e. United we stand, divided we fall.
f. The sticks were separated.
- *3. a. The young woman was happy.

- b. She took the bundles and tried to join.
- c. An old woman lived with four daughters in a town
- d. This time the sisters learnt a poem.
- e. She gave them big balls.

*4.



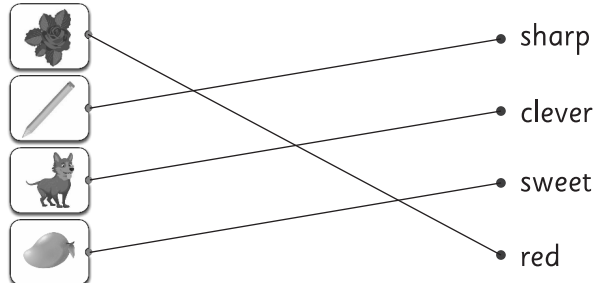
Activity

1. a. everything - every, thin, very, thing
b. friendship - ship, end, friend, hip
c. together - her, get, to, the
d. quarrelling - are, quarrel, line, ring

2.5 Language Study - Describing Words



Classwork / Homework



34

English Balbharati
Std - II Term Book (Book - II)

2. a. Renu is. an intelligent girl.
b. The black dog is thirsty.
c. I have a loving mother.
d. My father has a new blue car.
e. I have a soft pillow.

- *3. a. Green vegetables and fruits are good for health.
b. There are bright stars.
c. Ants are very clever.
d. I have a blue pen.

2. a. This is a big ball.
b. An apple is red in colour.
c. He is an old man.
d. These are eight bananas.
e. This is a green parrot.
f. This is a beautiful ring.



Activity

1. The peacock is a beautiful bird. Its feathers are green, blue, yellow, red and purple in colour. It dances joyfully to the tune of the raindrops. It is the national bird of our country.

2.6 Friends Forever



Classwork / Homework

1. *a. gold *b. be *c. friend
d. few e. sand f. ground
2. [To be done by students with teacher's help.]
3. a. A circle is round it has no end.

35

English Balbharati
Std - II Term Book (Book - II)

- b. That's how long I will be your friend.
 c. Across the land across the sea.
 d. Friends forever we'll always be.



Activity

1. [To be done by students with teacher's help.]

2.7 Let's Speak



Classwork / Homework

1. a. Bhel
 b. Kurmura (puffed rice), farsan, tomatoes, onions, coriander leaves, lemon juice.
2. a. I would like to solve the sums.
 b. I would like to feed the dog.
 c. I would like to enact in a play.
 d. I would like to give a helping hand.
 e. I would like to play in the rain.

3.

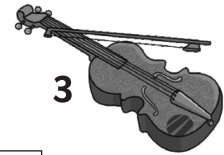

<input type="checkbox"/>	<input type="checkbox"/>	<input checked="" type="checkbox"/>	<input checked="" type="checkbox"/>	<input checked="" type="checkbox"/>
<input checked="" type="checkbox"/>	<input type="checkbox"/>	<input type="checkbox"/>	<input checked="" type="checkbox"/>	<input checked="" type="checkbox"/>

36

English Balbharati
Std - II Term Book (Book - II)

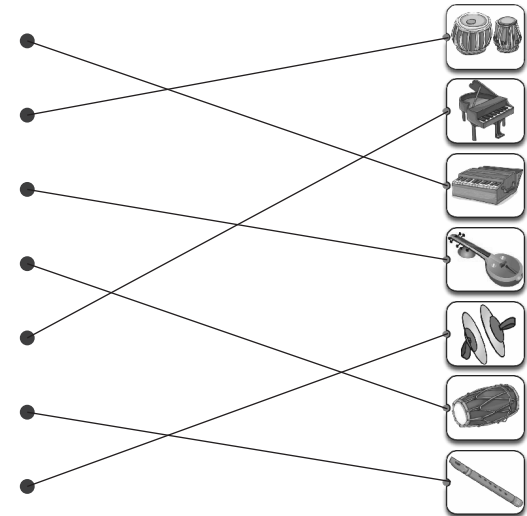
2.8 Reading Time

1.



*2.

- Harmonium
 Tabla-dagga
 Veena
 Mridang
 Piano
 Flute
 Cymbals



2.9 Writing Skill - Story Writing



Classwork / Homework

- *1. wandered, my friend, the monkey, be his friend, too big, the rabbit, was too big, save other weak animals, to solve the problem, went back to the other animals, together and said.

37

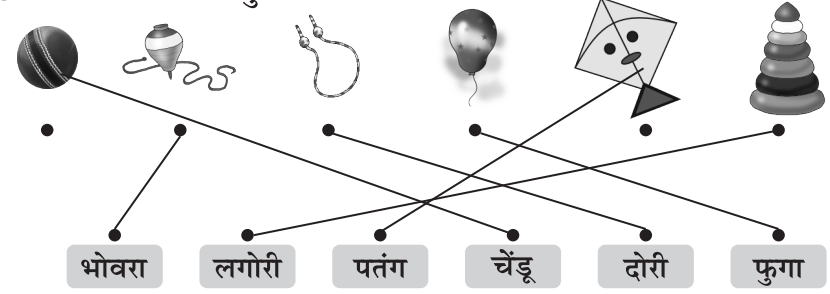
English Balbharati
Std - II Term Book (Book - II)

- *2. a. The characters in the story are elephant, monkey, rabbit, fox, bear and tiger.
b. I like the way they live together in the forest.
c. The story takes place in the forest.
- *3. a. I like to swim.
b. Can you sing?
c. I love my family.
d. What is your age?
e. Neeta went to school.
f. I am a student.
g. Where do you live?
h. Sita and Geeta are friends.

मराठी

८. ओळख खेळांची (Introduction of games)

○ योग्य जोड्या जुळवा.



❖ खाली काही चित्रे दिली आहेत. ती बघा आणि त्यांची नावे लिहा.



९. झोपाळा गेला उडून (The swing flew away)

○ चित्रे पाहा. चित्रात काय काय दिसते ते सांगा.

पहिल्या चित्रात पाण्यात दोन खांब दिसत आहेत. त्याला वेल लटकलेली दिसत आहे त्यावर बेडूक आहेत.

दुसऱ्या चित्रात पाण्यातील खांबांना वेल गुंडाळून केलेल्या झोपाळ्यावर दोन बेडूक बसले आहेत.

तिसऱ्या चित्रात ते खांब नसून पाय असल्याचे दिसत असून ते पाण्याच्या वर आहेत व वेलीच्या झोपाळ्यावर बेडूक आहेत.

चौथ्या चित्रात बगळा उडाल्याचे दिसत आहे. ते खांब नसून बगळ्याचे पाय होते. बेडकांनी त्या पायाला गुंडाळलेल्या वेलीवरून खाली उड्या मारल्याचे दिसत आहे.



- गाळलेल्या जागा भरा.
- (१) एका तळ्यात दोन बेडूक होते.
- (२) त्यांना पाण्यात दोन खांब दिसले.
- (३) त्यांनी त्या खांबांना एक वेल बांधला.



- खालील प्रश्नांची उत्तरे सांगा. (तोंडी)
- (१) वेलाचा झोपाळा तयार झाला.
- (२) बेडूक त्यावर बसून झोके घेऊ लागले.



- खालील प्रश्नांचे उत्तर सांगा. (तोंडी)
- (१) अचानक झोपाळा उडू लागला.

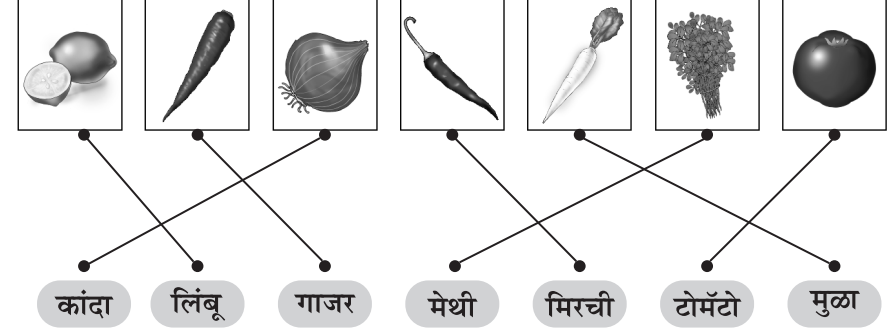


- खालील प्रश्नांची उत्तरे सांगा. (तोंडी)
- (१) ते दोन खांब म्हणजे बगळ्याचे पाय होते.
- (२) बेडकांनी पाण्यात उड्या मारल्या.

१०. भाजी घ्या, भाजी (Buy vegetables)

- गाण्यात आलेल्या भाज्यांची नावे : चवळी, पालक, मेथी, शेंपू, मिरची, मुळा, गाजर, कांदा, वांगी, टमाटे, बटाटे, लिंबू, कोथिंबीर.
- गाण्यात आलेल्या पदार्थांची नावे : पराठे, कोशिंबीर.
- खालील प्रश्नांची उत्तरे सांगा / एका शब्दात लिहा.
- (१) भाजी ताजी ताजी आहे. (२) कोवळी कोवळी चवळी आहे.
- (३) लिंबे पिवळी आंबट आहेत.
- (४) हिरव्या पानांच्या भाज्या पालक, शेंपू, मेथी आहेत.
- (५) मिरचीची चव तिखट असते.
- (६) बटाट्याचे पराठे, पापड, भजी, भाजी, वडे, वेफर्स करतात.
- (७) कोशिंबीर गाजर, टोमॅटो, बीट, कांदा, मुळा, काकडीची करतात.

- योग्य जोड्या जुळवा.



११. ओळख भाज्यांची (Introduction of vegetables)


- खालील चित्रातील भाज्यांची नावे लिहा.
- दुधी, भोपळा, वांगे, भेंडी, गाजर, मुळा, पालक, हिरवा वाटाणा, फ्लॉवर, कोबी टोमॅटो, बटाटे, हिरवी मिरची, इत्यादी भाज्या वरील चित्रात आहेत.

१२. वाहने ओळखू, गप्पा मारू (Let's know vehicles and talk)

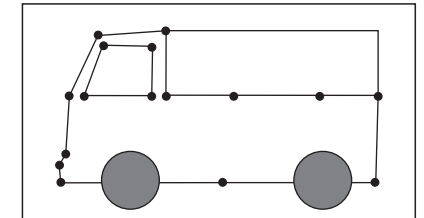
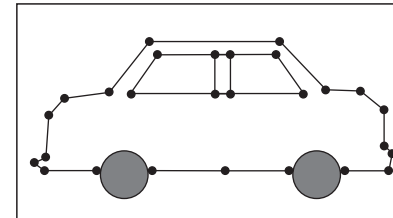
चित्रात जहाज, विमान, रेल्वे, बस, ट्रक, मोटार, रिक्शा, स्कूटर दिसत आहेत.

- खालील प्रश्नांची उत्तरे सांगा. (तोंडी)

- (१) बस, टॅक्सी, रिक्शा, मोटार, सायकल,
- (२) रूळावरून आगगाडी धावते.
- (३) आकाशात विमान, हेलिकॉप्टर उडते.
- (४) पाण्यात जहाज, पाणबुडी चालते.

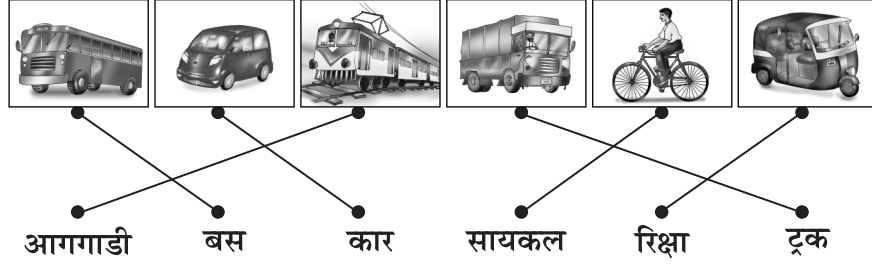


- पाहा. ठिपके जोडा. वाहन बनवा.



१३. ओळख वाहनांची (Introduction of vehicles)

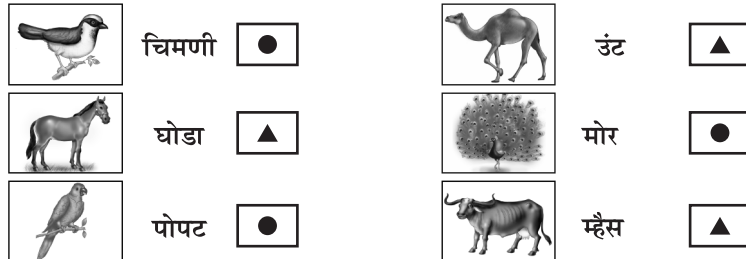
शहरातील चित्र आहे. रस्त्यावर सिग्नल दिसत आहेत. रस्त्यावरून बस, गाडी (मोटर), रिक्शा, सायकल मोटर सायकल, स्कूटर ही वाहने धावताना दिसत आहेत. झेब्रा क्रॉसिंगवरून लोक रस्ता ओलांडून जाताना दिसत आहेत. रस्त्याच्या मध्यभागी कारंजे दिसत आहे. मोठ्या इमारती व झाडेही आहेत. लहान मुलेही रस्त्यावर चालताना दिसत आहेत.



१४. शोधूया (Let's find out)



○ पक्षी असेल तर चौकोनात ● अशी खूण करा. प्राणी असेल तर ▲ अशी खूण करा.



○ प्राण्यांची नावे ओळखा:
त्ती ह - हत्ती
डा घो - घोडा
स म्है - म्हैस

○ पक्ष्यांची नावे ओळखा :
ळा व का - कावळा
ळा ब ग - बगळा
म चि णी - चिमणी

Mathematics

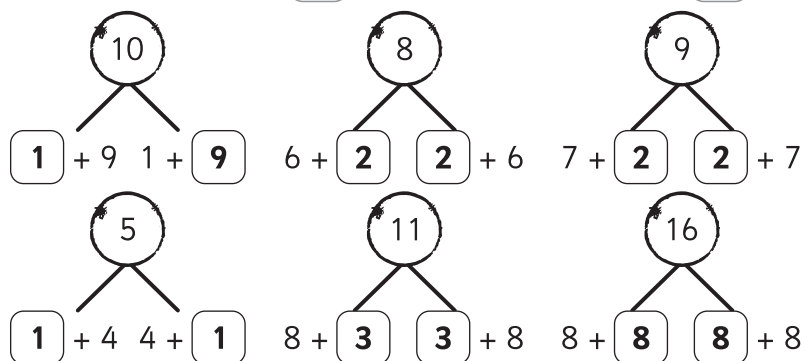
12. Fun with Addition



Classwork/Homework

1. ★(a) $4 + 1 = 5$ ★(b) $1 + 4 = 5$
 ★(c) $5 + 9 = 14$ ★(d) $9 + 5 = 14$
 ★(e) $3 + 7 = 10$ ★(f) $7 + 3 = 10$
 ★(g) $8 + 3 = 11$ ★(h) $3 + 8 = 11$
 ★(i) $8 + 4 = 12$ ★(j) $4 + 8 = 12$
 ★(k) $5 + 6 = 11$ ★(l) $6 + 5 = 11$
 ★(m) $0 + 3 = 3$ ★(n) $3 + 0 = 3$
 ★(o) $2 + 5 = 7$ ★(p) $5 + 2 = 7$
 ★(q) $3 + 2 = 5$ ★(r) $2 + 3 = 5$
 ★(s) $6 + 4 = 10$ ★(t) $4 + 6 = 10$
 ★(u) $1 + 9 = 10$ ★(v) $9 + 1 = 10$

2.



3.

3 plus 2

9 add 7

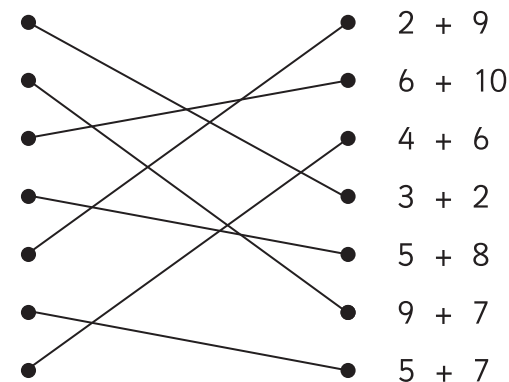
6 more than 10

5 plus 8

2 more than 9

7 add to 5

4 plus 6




13. Addition - by Counting Forward



Classwork/Homework

1. ★(a) $25 + 3 = 28$ ★(b) $5 + 19 = 24$
 ★(c) $5 + 38 = 43$ ★(d) $4 + 23 = 27$
 (e) $7 + 42 = 49$ (f) $2 + 62 = 64$
 (g) $6 + 44 = 50$ (h) $3 + 28 = 31$
 (i) $76 + 4 = 80$ (j) $56 + 7 = 63$

★2.



(a) What is given? Rama's and Yash's peanuts
 What is asked? Total peanuts
 What to do? Addition

	8	Rama's peanuts
+	7	Yash's peanuts
1	5	Total peanuts

(b) What is given? Anand stickers
 What is asked? Total stickers
 What to do? Addition

2	7	Anand has stickers
+	5	more stickers
3	2	

★(c)

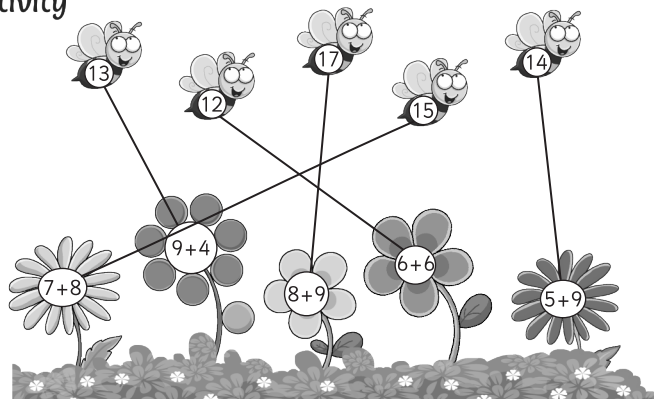
1	2	1	5	6	2
+	5	+	4	+	3
1	7	1	9	6	5

5	4	4	1	2	3
+	8	+	9	+	6
6	2	5	0	2	9

(d) $27 + 8 = 35$ $8 + 6 = 14$ $67 + 3 = 70$
 $7 + 9 = 16$ $54 + 9 = 63$ $49 + 2 = 51$



Activity



46

Mathematics
Std - II Term Book (Book - II)

14. Addition - Without Carry Over



Classwork/Homework

★1.

5 + 3	6 + 2	5 + 4	4 + 4	3 + 6
Units	Units	Units	Units	Units
5	6	5	4	3
+	+	+	+	+
3	2	4	4	6
8	8	9	8	9

★2.

Tens	Units	Tens	Units
2	3	2	3
+	1	+	2
3	5	3	5

2 Tens 3 Units
 + 1 Ten 2 Units
 3 Tens 5 Units

3 Tens 4 Units
 + 1 Tens 3 Units
 4 Tens 7 Units

Add the following.

Tens	Units	Tens	Units	Tens	Units	Tens	Units
2	3	2	4	1	2	4	7
+	3	+	3	+	6	+	1
5	5	2	7	4	8	8	8

★3.

T	U	T	U	T	U	T	U	T	U
1	2	1	5	2	4	1	6	3	7
+	1	+	2	+	5	+	3	+	2
2	5	2	7	2	9	3	9	3	9

47

Mathematics
Std - II Term Book (Book - II)

★4.

T	U	T	U	T	U	T	U	T	U
1	5	1	2	1	7	3	3	1	7
+ 2	1	+ 3	5	+ 2	2	+ 1	6	+ 3	2
3	6	4	7	3	9	4	9	4	9

T	U	T	U	T	U	T	U	T	U
2	3	5	2	1	8	4	4	6	1
+ 3	6	+ 2	0	+ 3	0	+ 1	4	+ 2	4
5	9	7	2	4	8	5	8	8	5

T	U	T	U	T	U	T	U	T	U
4	3	6	4	5	1	6	2	5	2
+ 2	5	+ 2	4	+ 3	6	+ 1	7	+ 3	4
6	8	8	8	8	7	7	9	8	6

5.

T	U	T	U	T	U	T	U	T	U
2	3	6	2	5	3	2	6	5	6
+ 1	4	+ 1	2	+ 1	4	+ 2	2	+ 2	3
3	7	7	4	6	7	4	8	7	9

15. Addition and Subtraction of Zero



Classwork/Homework

★1.

2	+	0	=	2	4	+	0	=	4	7	+	0	=	7
19	+	0	=	19	27	+	0	=	27	65	+	0	=	65

48

Mathematics
Std - II Term Book (Book - II)

78	+	0	=	78	0	+	0	=	0	6	+	0	=	6
3	-	0	=	3	5	-	0	=	5	8	-	0	=	8
11	-	0	=	11	19	-	0	=	19	23	-	0	=	23
55	-	0	=	55	82	-	0	=	82	17	-	0	=	17

2.

5	+	0	=	5	22	-	0	=	22
50	-	0	=	50	88	-	0	=	88
96	+	0	=	96	57	-	0	=	57
11	+	0	=	11	49	-	0	=	49

16. Stories of Addition - 1



Classwork/Homework

★1.

(a) What is given? **Almond and guava trees**

What is asked? **Total trees planted**

What shall we do? **Addition**

T	U	
1	4	Almond trees
+ 2	1	Guava trees
3	5	Tree planted

(b) What is given? **Ravi and Neeta balloons**

What is asked? **Total number of balloons**

What shall we do? **Addition**

T	U	
1	5	Ravi balloons
+ 2	1	Neeta balloons
3	6	Total balloons

49

Mathematics
Std - II Term Book (Book - II)

(c) What is given? **Number of dada rupees and aunt gave rupees**

What is asked? **Total rupees**

What shall we do? **Addition**

T	U
1	5
+ 2	0
3	5

Dada has
More rupees
Total rupees

(d) What is given? **Number of books**

What is asked? **Total books**

What shall we do? **Addition**

T	U
2	4
+ 1	2
3	6

In cupboard
More books
Total books

(e) What is given? **Number of boxes**

What is asked? **Total boxes**

What shall we do? **Addition**

T	U
1	8
+ 1	1
2	9

Boxes in house
More boxes
Total boxes

(f) What is given? **Sajid and Shabana eggs**

What is asked? **Total eggs**

What shall we do? **Addition**

T	U
2	4
+ 3	2
5	6

Sajid
Shabana
Total eggs

(g) What is given? **Maria and Mihir coins**

What is asked? **Total coins**

What shall we do? **Addition**

T	U
3	0
+ 2	4
5	4


Maria
Mihir
Coins altogether

17. Let's Reduce by Subtraction



Classwork/Homework


*1. (a)



$$\begin{array}{r} 8 \\ - 4 \\ \hline 4 \end{array}$$

There are **4** more lanterns than the lamps.


(b)



$$\begin{array}{r} 11 \\ - 6 \\ \hline 5 \end{array}$$

There are **5** fewer slates than the books.

(c)



$$\begin{array}{r} 8 \\ - 6 \\ \hline 2 \end{array}$$

There are **2** more strawberries than pomegranates.

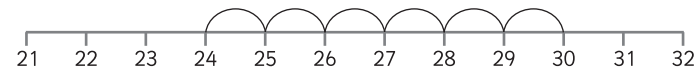
2.

(a)



$$12 - 5 = \boxed{7}$$

(b)

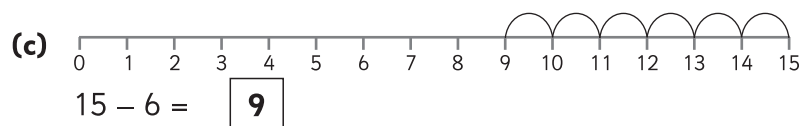
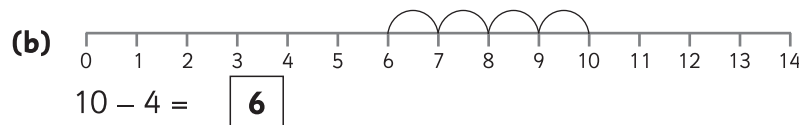
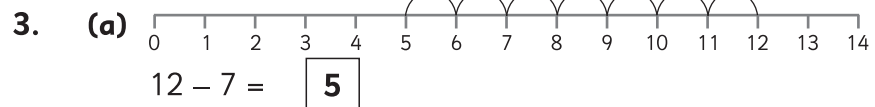
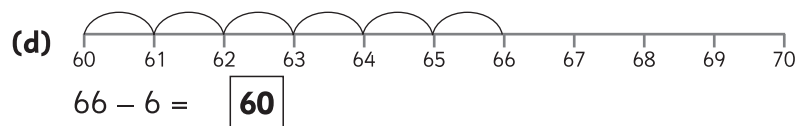


$$30 - 6 = \boxed{24}$$

(c)



$$48 - 7 = \boxed{41}$$



- ★4. (a) $12 - 8 = 4$ (b) $32 - 1 = 31$
 (c) $15 - 10 = 5$ (d) $43 - 2 = 41$
 (e) $13 - 11 = 2$ (f) $39 - 3 = 36$
 (g) $20 - 18 = 2$ (h) $44 - 40 = 4$
 (i) $11 - 2 = 9$ (j) $15 - 4 = 11$

18. Addition and Subtraction - A Pair



Classwork/Homework

1. ★(b) $84 + 50 = 84$
 $84 - 50 = 34$
 $84 - 34 = 50$

- (c) $20 + 20 = 40$
 $40 - 20 = 20$
 $40 - 20 = 20$

- ★(d) $50 + 25 = 75$
 $75 - 25 = 50$
 $75 - 50 = 25$

- (e) $22 + 71 = 93$
 $93 - 22 = 71$
 $93 - 71 = 22$

2. ★(a) What is given ? **Seeds**
 What is asked? **Chikoo seeds** $30 - 22 = 8$
 $22 + 8 = 30$ therefore, $30 - 22 = 8$

- (b) What is given ? **Flowers**
 What is asked? **Roses** $48 - 8 = 40$
 $40 + 8 = 48$ therefore, $48 - 40 = 8$

- (c) What is given ? **Garments**
 What is asked? **Pants** $79 - 7 = 72$
 $72 + 7 = 79$ therefore, $79 - 72 = 7$

3. ★(a) $8 + 9 = 17$ therefore, $17 - 9 = 8$ and $17 - 8 = 9$
 ★(b) $29 + 3 = 32$ therefore, $32 - 3 = 29$ and $32 - 29 = 3$
 ★(c) $42 + 7 = 49$ therefore, $49 - 7 = 42$ and $49 - 42 = 7$

(d) $78 + \boxed{3} = 81$ therefore, $\boxed{81} - 3 = 78$ and $81 - 78 = \boxed{3}$

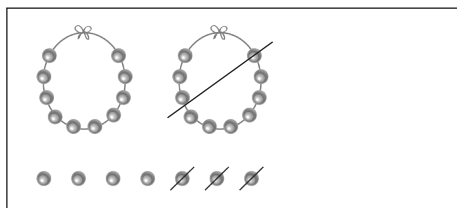
(e) $7 + \boxed{7} = 53$ therefore, $\boxed{53} - 7 = 46$ and $53 - 46 = \boxed{7}$

19. A Subtraction Story



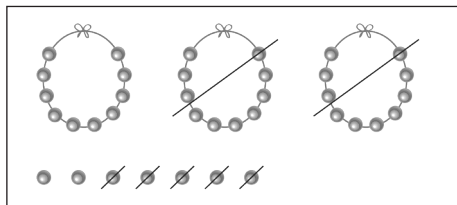
Classwork/Homework

1. ★(a)



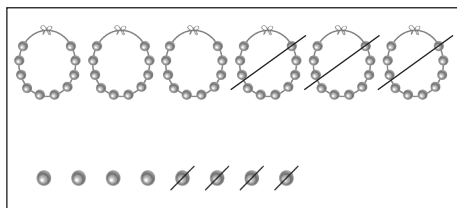
T	U
2	7
– 1	3
1	4

★(b)



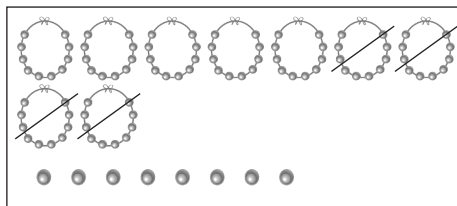
T	U
3	7
– 2	5
1	2

★(c)



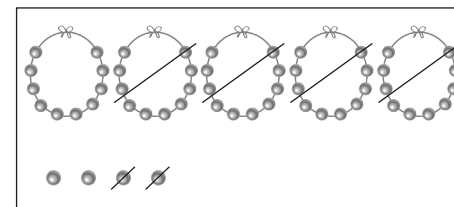
T	U
6	8
– 3	4
3	4

★(d)



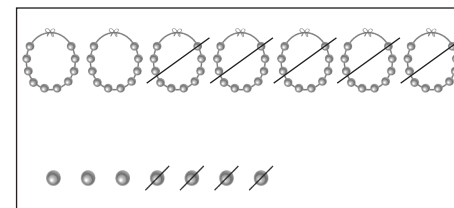
T	U
9	8
– 4	0
5	8

(e)



T	U
5	4
– 4	2
1	2

(f)



T	U
7	7
– 5	4
2	3

2. ★(a)

Tens	Units
2	8
– 1	4
1	4

Books read by Anand

Books read by Sagar

More books read by Anand

★(b)

Tens	Units
4	6
– 1	2
3	4

Sudhir had

Sudhir lost

Sudhir has

★(c)

Tens	Units
5	8
– 3	2
2	6

Periwinkle flowers

Hibiscus flowers

Hibiscus flowers less

★(d)

Tens	Units
2	9
– 1	6
1	3

Total bananas

Bananas in the basket

Bananas added

(e)

Tens	Units	
7	2	Fish in a lake
– 4	0	Fish swam
3	2	Fish left

(f)

Tens	Units	
2	7	Cars Dhruv had
– 1	2	Gave brother
1	5	Cars left

20. Twelve Months in a Year



Classwork/Homework

- ★(a) April, June, September, November.

★(b) 7 months of 31 days.

★(c) February has 28 or 29 days.

★(d) May comes before June.

★(e) December is before January.

(f) September is after August.

(g) August is before July.

- | Before | Months | After |
|----------|----------|-----------|
| July | August | September |
| March | April | May |
| January | February | March |
| October | November | December |
| February | March | April |
| June | July | August |

- ★3. Varsha, Sharad, Hemant, Shishir
- ★4. Jyeshtha, Ashadh, Shravan
- ★ 20th December
12th and 13th December
Christmas

21. Comparing Numbers

- ★(a)

3, 8	1, 9	2, 20
4, 6	10, 12	16, 8

- ★(b)
- | | | |
|------|------|------|
| 4, 7 | 2, 7 | 8, 9 |
| 5, 6 | 7, 9 | 5, 3 |

- (b) 7 > 3 7 is greater than 3

(c) 1 < 9 1 is less than 9

(d) 9 > 1 9 is greater than 7

(e) 20 > 2 20 is greater than 2

(f) 2 < 20 2 is less than 20

- ★(3)
- | | | |
|-------------------|-------------------|-------------------|
| 43, 46
43 < 46 | 84, 86
84 < 86 | 67, 57
67 > 57 |
| 30, 50
30 < 50 | 13, 9
13 > 9 | 23, 32
23 < 32 |
| 99, 89
99 > 89 | 68, 59
68 > 59 | 60, 76
60 < 76 |

22. Neighbouring Numbers on Each Side



Classwork/Homework

* 1.

53	54	55	78	79	80	39	40	41
36	37	38	61	62	63	98	99	100
49	50	51	77	78	79	31	32	33
38	39	40	29	30	31	67	68	69



Activity

1.

39	40	41	42	43	44	45
76	77	78	79	80	81	82
62	63	64	65	66	67	68




* 2.

51		66		81	82
52	53	67	68	83	
54		69		84	85
55	56	70	71	86	
57		72		87	88
58	59	73	74	89	
60		75		90	91
61	62	76	77	92	
63		78		93	94
64	65	79	80	95	

Play Do Learn

Play - 2. Different Kinds of Movements and Appropriate Body Postures

2.4 Appropriate Body Posture



Reading Posture




Sleeping Posture



2.5 March Past

1.



Is this a posture of stand at ease ?

Yes
☐

No
☒



Is this the front posture of the stand at ease position ?

Yes
☐

No
☒

2. It is used when we have to be relaxed after exercises.

3. Annual Sports Day

Do - 2. Craft Based Activities

Learn - 3. Sculpture

[To be done by students.]

BOOK 3**English Balbharati (Unit - III)****3.1 Mice**

Classwork / Homework

1. a. nice b. all c. much d. night
- *2. long small pink white
 teeth ears faces tails
3. *a. Yes, I have seen a mouse.
 b. The mouse nibbles with its teeth.
 c. No, they do not have any chins.
 d. I will try trapping the mouse is a rat trap.
 e. The mouse runs about in the house.

3.2 Activity Time

Classwork / Homework

- *1. axe, balloon, boy, clock, dog, father, garden, hen, king, mother, peacock, queen, school, temple, zebra
2. a. Indigo, Red, Violet, Yellow
 b. Friday, Monday, Sunday, Tuesday
 c. bat, elephant, monkey, owl
 d. boy, girl, king, queen
- *3. [To be done by students with teacher's help.]
- *4. a. big - I have a big blue bag.
 b. like - We like to play football.
 c. fairy - My mother told me a fairy tale.



Activity

2. Violet, Indigo, Blue, Green, Yellow, Orange, Red

3.3 Let's Speak

Classwork / Homework

1. a. A girl is riding a bicycle.
 b. A woman is driving a car.
 c. A man is ironing clothes.
 d. A girl is skipping a rope.
 e. A boy is riding a horse.
 f. A girl is feeding a cow.
 g. A man is driving a tractor.
 h. A boy is climbing a tree.
2. a. playing b. reading c. working
 d. thinking e. standing f. teaching
 g. crying h. saying

3.4 Story Time - Nina's Dream

Classwork / Homework

- *1. a. Nina was a little girl.
 b. Nina lived in a village.
 c. Her parents worked in the field.
 d. Her bother went to the grassland to graze their cattle.
 e. The older girls went to the forest to bring firewood.
 f. One day a smart lady came to their village.
 g. The smart lady was a pilot.
- *2. a. near b. small c. older d. true
 e. front f. happy g. start h. different

*3.

Nina wanted to cross it

Nina wanted to touch it

Nina wanted to swim

Nina wanted to fly



4. a. Nina's mother said to Nina.
b. Nina asked herself.
c. Nina said to the smart lady.
d. Rutuja said to Nina.
5. a. Nina was a little girl.
b. Will my wishes ever come true?
c. I am going to live in your village.
d. I am a pilot.
e. Who are you?
f. Nina was happy.
g. Her parents worked in the field.
h. Mother too was very happy.

3.5 Language Study - Action Words



Classwork / Homework

- *1. a. bag happy walk
b. cup sing bread
c. bounce glass look
d. draw pin black

62

English Balbharati
Std - II Term Book (Book - III)

e. jump

circle

balloon

f. ant

drink

catch

g. book

table

dance

h. talk

shoes

socks

2. a. I walk to school.
b. Rita loves to sing.
c. I bounce my ball.
d. I like to draw funny faces.
e. We saw a cat jump over the gate.
f. My sister likes to drink tea.
g. I have my dance class today.
h. Today we will talk about the rain.
3. a. w r i t e b. c l i m b c. k i c k
d. d r i n k e. d a n c e f. d r a w
4. a. I gifted my younger brother a t-shirt.
b. My teacher teaches me well.
c. The cobbler mends my shoe.
d. I visited my best friend yesterday.
e. We are going to watch a movie tonight.

3.6 Five Little Seeds



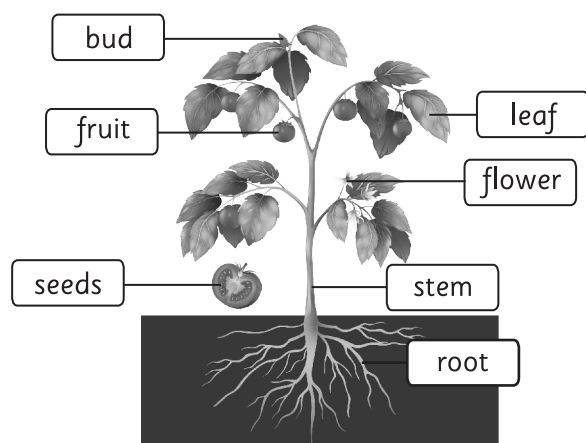
Classwork / Homework

1. a. weeds b. flower c. weeds d. grow
2. a. Five b. Two
c. Sun and shower d. Pink

63


English Balbharati
Std - II Term Book (Book - III)

*3.



4. a. peel b. feel c. keep d. jeep
e. seed f. weed g. seen h. peep
i. week j. weep k. feet l. keen

5.

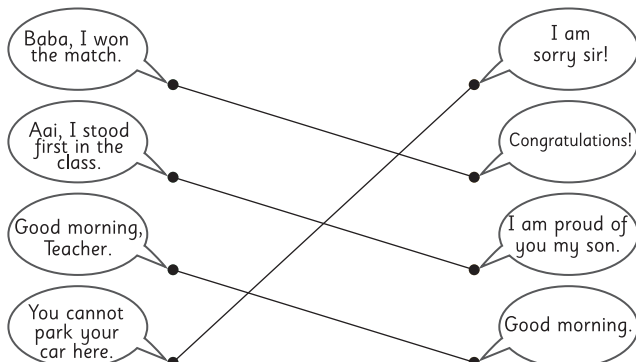


3.7 Let's Speak



Classwork / Homework


1.



64

English Balbharati
Std - II Term Book (Book - III)

2.



3.8 Reading Time - Nani's Glasses



Classwork / Homework

*1. a. Nani lost her glasses.

- b. The boy searched for the glasses on Nani's head, in the bathroom, inside the cupboard, on the bed, under her favourite chair and on the dining table.
c. Nani did some cooking, work in the garden, reading and knitting the whole day.
d. The boy found the glasses wrapped in the knitting yarn.

*2.

One	Many	One	Many
chair	chairs	garden	gardens
table	tables	eye	eyes
bed	beds	place	places
cupboard	cupboards	glass	glasses
clue	clues	day	days

65

English Balbharati
Std - II Term Book (Book - III)

3.9 Writing Skill - Writing Instructions



Classwork / Homework

- *1. a. Take a glass of water.
 b. Add the juice of half a lemon.
 c. Mix it well after adding a pinch of salt.
 d. To this add two spoon of sugar and stir the mixture.
2. a. - 5 b. - 3 c. - 6. d. - 1 e. - 4 f. - 2
3. a. I love eating carrots cucumbers beatroots and tomato.
 , ☒ ? ☐ “ ☐
 b. Wow what a bright sunny day
 , ☐ “ ☐ ! ☒
 c. The baby is sleeping
 , ☐ ? ☐ • ☒
 d. Where do you live
 • ☐ , ☐ ? ☒
- *4. Fruits are good for health. I like to eat apples, mangoes, grapes, pineapples, pears and guavas. Eating fruits will keep you strong, healthy and active.
5. *a. Our classroom has a blackboard, chair, table, desks, benches, charts, dustbin and cupboard.
 b. Rainbow has seven colours violet, indigo, blue, green, yellow, orange, red.

मराठी

१५. आपला परिसर - १ (Our surroundings - 1)




○ खालील प्रश्नांची उत्तरे सांगा. (तोंडी)

- (१) हे दुकान किराणा मालाचे आहे.
 (२) दुकानात तूरडाळ, तांदूळ इत्यादी धान्यांची पोती ठेवली आहेत.
 (३) दुकानदार धान्याचे वजन वजनकाट्यावर करतात.
 (४) ह्या दुकानात धान्य, साबण, तेल, पावडर, चॉकलेट्स इत्यादी अनेक वस्तू विकत मिळतात.

○ खालील प्रश्नांची उत्तरे सांगा. (तोंडी)

- (१) मुलगा वही खरेदी करत आहे.
 (२) भिंतीवर पेनचे चित्र आहे.
 (३) दुकानातील महिला कदाचित वस्तूचे भाव सांगत असेल.
 (४) ह्या दुकानात वह्या, पुस्तके, पेन्सिली, पेन्स, पट्ट्या, खोडरबर, रंग, ब्रश इत्यादी वस्तू विकत मिळतात.



○ खालील प्रश्नांची उत्तरे सांगा. (तोंडी)

- (१) ह्या दुकानातील महिला साडी खरेदी करत आहे.
 (२) दुकानदाराच्या हातात साडी आहे.
 (३) कापड दुकानात आपण ड्रेस, शर्ट, पॅट, फ्रॉक शिवण्यासाठी कापड घेतो.



○ खालील प्रश्नांची उत्तरे सांगा. (तोंडी)

- (१) दुकानदार सायकल दुरुस्त करत आहे.
 (२) सायकल मुलीची आहे.
 (३) सायकल दुरुस्तीच्या दुकानात टायरमध्ये हवा भरणे, पंक्चर काढणे, चेनमध्ये तेल टाकणे, घंटी लावणे इत्यादी कामे केली जातात.

१६. आपला परिसर - २ (Our surroundings - 2)



- खालील प्रश्नांची उत्तरे सांगा. (तोंडी)
- (१) हे चित्र दवाखान्याचे आहे.
 - (२) डॉक्टर आजारी माणसांना तपासतात.
 - (३) डॉक्टरांच्या गळ्यात स्टेथोस्कोप आहे.
 - (४) डॉक्टर आजारी व्यक्तींना स्टेथोस्कोपच्या मदतीने तपासतात.


○ खालील प्रश्नांची उत्तरे सांगा. (तोंडी)

- (१) बस ड्रायव्हर चालवतो.
- (२) तिकिटे कंडक्टर देतो.
- (३) बसेस शहरात, गावाला जातात.



○ खालील प्रश्नांची उत्तरे सांगा. (तोंडी)

- (१) हे चित्र रेल्वे स्थानकाचे आहे.
- (२) आगगाडी एकाच वेळी असंख्य माणसांची वाहतूक करते.
- (३) रेल्वे स्थानकावर खाद्य विक्री स्टॉल्स, पुस्तकांचे, वर्तमानपत्रांचे स्टॉल्स, पाण्याची सोय असते. शौचलये असतात. प्रतीक्षा कक्ष असतो. बॅगांची ने-आण करण्यासाठी हमाल असतात.



○ खालील प्रश्नांची उत्तरे सांगा. (तोंडी)

- (१) मी बालभवन उद्यानाला भेट दिली आहे.
- (२) तेथे घसरगुंडी, झोपाळा, सी-सॉ आहे. आम्ही खूप फुले पाहिली.
- (३) तेथे आम्ही घसरगुंडी, झोपाळ्यावर बसलो. लंगडी, पकडा-पकडी, क्रिकेट इत्यादी खेळ खेळलो.

१७. खार (Squirrel)

○ खालील प्रश्नांची उत्तरे सांगा. (तोंडी)

- (१) खारीचे शेपूट झुबकेदार असते. (२) खार डौलदार बसते.
- (३) खार ऐटदार उभी राहते. (४) खार लुकलुक बघते. खुटखुट ऐकते.
- (५) खार बसते, उभी राहते, बघते, ऐकते, पळते, चढते, पसार होते, धडपड करते.
- (६) मजेदार, झुबकेदार, डौलदार, ऐटदार.

○ योग्य शब्द लिहा.

उदा. शेपूट - झुबकेदार	बसते - डौलदार - ऐटदार
डोळे - लुकलुक	कान - खुटखुट
पळे - भरभर	चढे - झरझर
पसार - झटपट	

१८. माझे घर (My home)

○ विद्यार्थ्यांनी स्वतः कृती करा.

१९. घरातील वस्तू (Things at home)

डबा ✓	कढई ✓	सांडशी ✓	गाळणी ✓	चमचा ✓
कप ✓	कपबशी ✓	वॉशिंग मशीन Δ	टी.व्ही ○	संगणक ○



२०. ऐकूया, बोलूया (Let's listen and speak)

- कंसातील अयोग्य शब्द खोडा.
- (१) फ्रीजमध्ये (खाद्यपदार्थ / ~~वेस्वू~~) ठेवतात.
 (२) वॉशिंग मशीनमध्ये (भ्रंजी / कपडे) धुतात.
 (३) संगणक (वीजेवर / ~~पेट्रोल~~) चालतो.
 (४) टीव्हीवर कार्यक्रम (पाहतो / ~~ऐकतो~~).
 (५) मोबाइलचा अतिवापर (चेंबला / वाईट).
 (६) सौरबंब (पाणी / ~~प्र~~) गरम करतो.

२१. कोऽ कोऽ कोंबडा! (Cock - a - doodle - doo)

- गाळलेल्या शब्द भरा.
- (१) कोंबडा करतो कोऽकोऽ (२) चिमणी करते चिव चिव
 (३) कावळा काव काव करतो. (४) पोपट मिठू मिठू बोलतो.
 ○ खालील प्रश्नांची एक ते दोन शब्दांत उत्तरे लिहा.
 (१) कोंबड्याचा पाय छपरावर जाऊन लंगडा झाला.
 (२) चिरुताई घरट्यात झुलते. (३) कावळ्याचा डोळा खारुवर आहे.
 (४) पोपट पानात लपतो. (५) पोपट कैरी खातो.
 (६) कोंबड्याचा रंग पांढरा आणि तांबडा आहे.
 (७) कावळा भोळा आहे. (८) पोपट वटवट करतो.

Mathematics

23. Ascending and Descending Order of Numbers



Classwork/Homework

1. ★(a) 12, 25, 54 ★(b) 9, 32, 67
 ★(c) 30, 44, 92 (d) 62, 71, 80
 (e) 24, 38, 61 (f) 29, 56, 72

★2.

No.	Ascending Order	Descending Order
★(b)	50 < 62 < 85	85 > 62 > 50
★(c)	9 < 13 < 32	32 > 13 > 9
★(d)	43 < 60 < 76 < 89	89 > 76 > 60 > 43
★(e)	9 < 15 < 52 < 75	75 > 52 > 15 > 9
(f)	7 < 34 < 67 < 98	98 > 67 > 34 > 7
(g)	14 < 23 < 71 < 87	87 > 71 > 23 > 14
(h)	12 < 25 < 36 < 51	51 > 36 > 25 > 12



Activity

1.

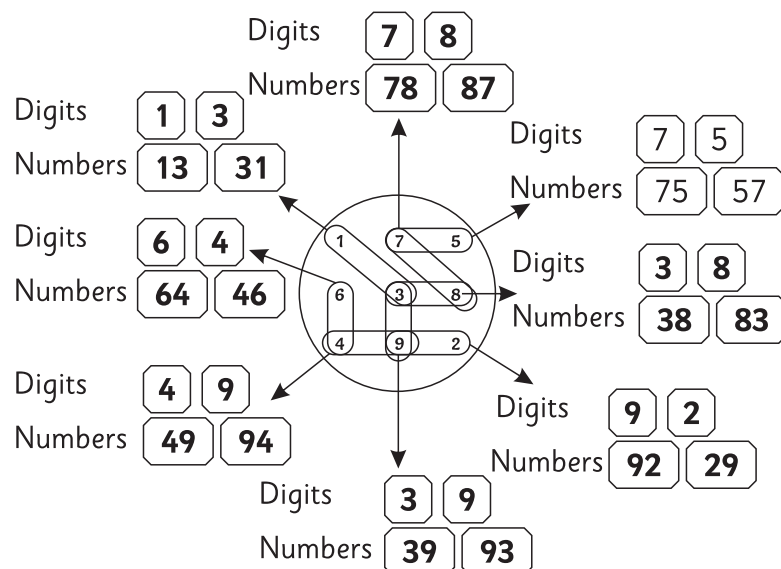
	58	71	63	46	25
Ascending	25	46	58	63	71
Descending	71	63	58	46	25
	99	76	59	69	49
Ascending	49	59	69	76	99
Descending	99	76	69	59	49
	25	40	20	45	35
Ascending	20	25	35	40	45
Descending	45	40	35	25	20

24. Come, Let's Make Numbers



Classwork/Homework

★



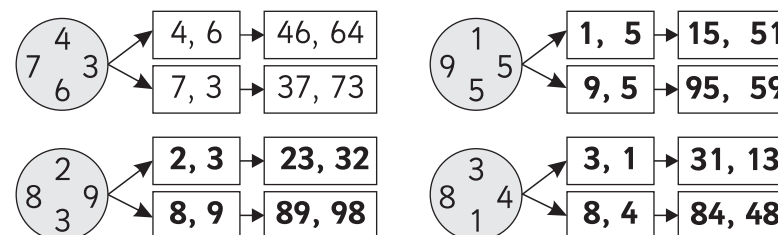
Activity

- ★ 1. Numbers made: **47, 74**
 Greatest number **74** Smallest number **47**
- Numbers made: **58, 85**
 Greatest number **85** Smallest number **58**
- Numbers made: **23, 28, 32, 38, 83, 82**
 Greatest number **83** Smallest number **23**
- Numbers made: **60, 69, 90, 96**
 Greatest number **96** Smallest number **60**

72

Mathematics
Std - II Term Book (Book - III)

2.



25. Cardinal numbers Ordinal numbers

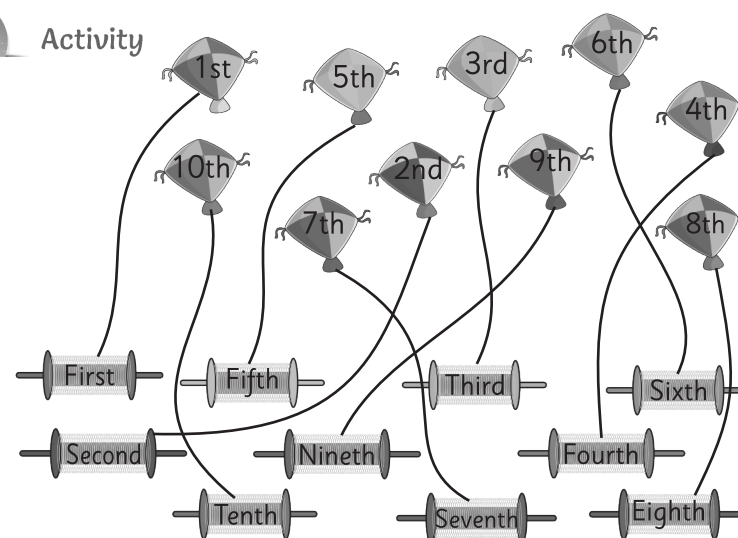


Classwork/Homework

- ★ 1. (a) 5 (b) 5th (c) Nikhil (d) Shail
- ★ 2. (a) 3rd (b) rat (c) 2nd (d) Tiger
 (e) 4th (f) 4th & 6th (g) 6
- ★ 3. (a) rose (b) 4th (c) 5
4. (a) First (b) seventh (c) seventh (d) second
 (e) sixth, fifth (f) third, eight
- ★ 5. (a) May (b) Kartik
- ★ 6. (a) 1 (b) 4 (c) 3



Activity



73

Mathematics
Std - II Term Book (Book - III)

26. Reading Pictures



Oral

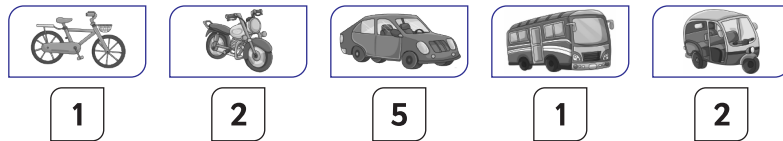
1. [To be done by students.]



Classwork/Homework

- *1. (a) 4 (b) 2 (c) apple, banana, pineapple, mango
(d) potato, onion, brinjal, lady finger, methi
(e) 3 (f) 2 (g) 3

*2.



- (a) car, auto rickshaw and motor bike
(b) bus, motor bike, car, auto rickshaw, bicycle
(c) bus, car, motor bikes and auto ricksha (d) cars.

3. (a) 2 (b) 3 (c) 2 (d) 3

27. A Special Way to Add - by Carrying Over



Classwork/Homework

- *1. (a)

T	U
	9
+	6
1	5
- (b)

T	U
	6
+	5
1	1
- (c)

T	U
	7
+	4
1	1
- (d)

T	U
	6
+	6
1	2

74

Mathematics
Std - II Term Book (Book - III)

- (e)

T	U
	4
+	9
1	3
- (f)

T	U
	8
+	6
1	4
- (g)



T	U
	5
+	5
1	0
- (h)

T	U
	5
+	7
1	2

*2.

<table><tr><th>T</th><th>U</th></tr><tr><td>2</td><td>0</td></tr><tr><td>+ 1</td><td>6</td></tr><tr><td>3</td><td>6</td></tr></table>	T	U	2	0	+ 1	6	3	6	<table><tr><th>T</th><th>U</th></tr><tr><td>1</td><td>7</td></tr><tr><td>+ 3</td><td>0</td></tr><tr><td>4</td><td>7</td></tr></table>	T	U	1	7	+ 3	0	4	7	<table><tr><th>T</th><th>U</th></tr><tr><td>1</td><td>3</td></tr><tr><td>+ 4</td><td>0</td></tr><tr><td>5</td><td>3</td></tr></table>	T	U	1	3	+ 4	0	5	3	<table><tr><th>T</th><th>U</th></tr><tr><td>1</td><td>5</td></tr><tr><td>+ 5</td><td>0</td></tr><tr><td>6</td><td>5</td></tr></table>	T	U	1	5	+ 5	0	6	5
T	U																																		
2	0																																		
+ 1	6																																		
3	6																																		
T	U																																		
1	7																																		
+ 3	0																																		
4	7																																		
T	U																																		
1	3																																		
+ 4	0																																		
5	3																																		
T	U																																		
1	5																																		
+ 5	0																																		
6	5																																		
<table><tr><th>T</th><th>U</th></tr><tr><td>4</td><td>0</td></tr><tr><td>+ 2</td><td>0</td></tr><tr><td>6</td><td>0</td></tr></table>	T	U	4	0	+ 2	0	6	0	<table><tr><th>T</th><th>U</th></tr><tr><td>3</td><td>3</td></tr><tr><td>+ 2</td><td>0</td></tr><tr><td>5</td><td>3</td></tr></table>	T	U	3	3	+ 2	0	5	3	<table><tr><th>T</th><th>U</th></tr><tr><td>5</td><td>4</td></tr><tr><td>+ 1</td><td>0</td></tr><tr><td>6</td><td>4</td></tr></table>	T	U	5	4	+ 1	0	6	4	<table><tr><th>T</th><th>U</th></tr><tr><td>6</td><td>9</td></tr><tr><td>+ 1</td><td>0</td></tr><tr><td>7</td><td>9</td></tr></table>	T	U	6	9	+ 1	0	7	9
T	U																																		
4	0																																		
+ 2	0																																		
6	0																																		
T	U																																		
3	3																																		
+ 2	0																																		
5	3																																		
T	U																																		
5	4																																		
+ 1	0																																		
6	4																																		
T	U																																		
6	9																																		
+ 1	0																																		
7	9																																		

*3.

	<table><tr><th>T</th><th>U</th></tr><tr><td>1</td><td>2</td></tr><tr><td>+ 2</td><td>6</td></tr><tr><td>3</td><td>8</td></tr></table>	T	U	1	2	+ 2	6	3	8		<table><tr><th>T</th><th>U</th></tr><tr><td>1</td><td></td></tr><tr><td>2</td><td>5</td></tr><tr><td>+ 3</td><td>7</td></tr><tr><td>6</td><td>2</td></tr></table>	T	U	1		2	5	+ 3	7	6	2
T	U																				
1	2																				
+ 2	6																				
3	8																				
T	U																				
1																					
2	5																				
+ 3	7																				
6	2																				

*4.

T	U
1	
3	6
+ 2	5
6	1

T	U
1	
3	2
+ 2	8
6	0

T	U
1	
4	7
+ 0	5
5	2

T	U
1	
6	8
+ 2	2
9	0

75

Mathematics
Std - II Term Book (Book - III)

T	U
1	
7	1
+ 1	9
9	0

T	U
1	
2	5
+ 3	7
6	2

T	U
1	
3	5
+ 2	9
6	4

T	U
1	
4	2
+ 1	9
6	1

T	U
1	
4	4
+ 4	8
9	2

T	U
1	
3	8
+ 1	4
5	2

T	U
1	
2	7
+ 3	4
6	1

T	U
1	
4	4
+ 2	7
7	1

T	U
1	
4	9
+	3
5	2

T	U
1	
5	5
+	8
6	3

T	U
1	
6	9
+	9
7	8

T	U
1	
6	3
+ 2	8
9	1

T	U
1	
6	5
+ 2	6
9	1

T	U
1	
4	6
+ 4	6
9	2

T	U
1	
7	9
+ 1	6
9	5

T	U
1	
5	8
+ 2	9
8	7

28. Stories of Addition - 2



Classwork/Homework

*1. (a)

T	U
1	
2	4
+ 2	8
5	2

Cows
buffaloes

Total cattles

* (b)

T	U
1	
3	4
+ 3	8
7	2

Salma stitched handkerchiefs yesterday
Salma stitches today

Total handkerchiefs

* (c)

T	U
1	
2	5
+ 1	3
3	8

Wasim had
Wasim won

Total Wasim has

* (d)

T	U
1	
3	5
+ 1	9
5	4

Shopkeeper had kites
Shopkeeper bought kites

Total kites

(e)

T	U
1	
7	6
+ 1	4
9	0

Pages Sagar read
Pages Sagar will read

Total pages read

- *2. (a)** A basket had 22 apples and another basket had 37 mangoes. How many fruits were there in all?

T	U	
1		
2	2	Apples
+ 3	7	Mangoes
5	9	Total fruits

- (b)** Ram had 34 red marbles and Shyam had 28 blue marbles. How many marbles did they have in all?

T	U	
1		
3	4	Red marbles
+ 2	8	Blue marbles
6	2	Total marbles

- (c)** In a garden there are 30 rose plants and 19 lilly plants,. How many plants are there in all?

T	U	
1		
3	0	Rose plants
+ 1	9	Lilly plants
4	9	Total plants

- (d)** In a game of cricket Rajesh made 26 runs and Ajay made 34 runs. How many runs in total they made?

T	U	
1		
2	6	Rajesh runs
+ 3	4	Ajay runs
6	0	Total runs

- (e)** A school library had 59 story books and 29 G.K books. How many books were there in the library?

T	U	
1		
5	9	Story books
+ 2	9	G.K books
8	8	Total books

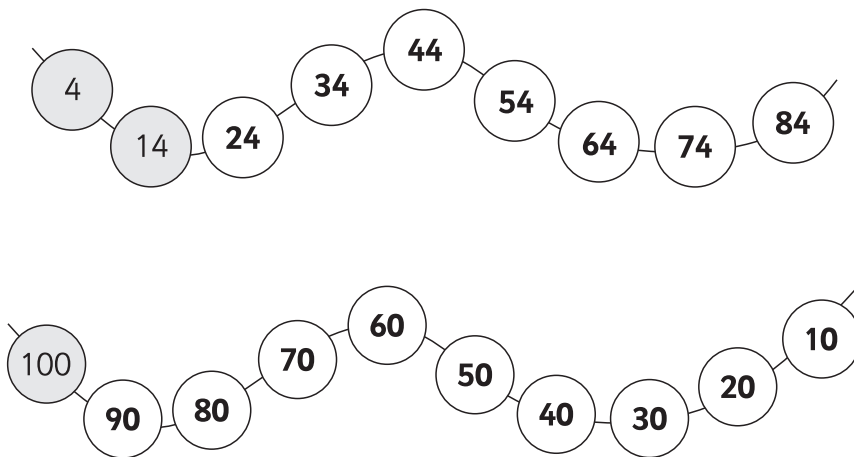
- (f)** In class 2 they are 49 boys and 28 girls. How many students are there in class 2?

T	U	
1		
4	9	Boys
+ 2	8	Girls
7	7	Total students

3. * (a) $6 + 10 = 16$ * (b) $29 + 30 = 59$
 * (c) $77 + 20 = 97$ * (d) $18 + 20 = 38$
 * (e) $62 + 10 = 72$ * (f) $84 + 10 = 94$
 (g) $20 + 10 = 30$ (h) $48 + 40 = 88$
4. * (a) $15 - 10 = 5$ * (b) $34 - 20 = 14$
 * (c) $67 - 20 = 47$ * (d) $26 - 10 = 16$
 * (e) $53 - 10 = 43$ * (f) $92 - 30 = 62$
 (g) $76 - 20 = 56$ (h) $38 - 10 = 28$



Activity



29. Let's Untie a Ten in order to Subtract



Classwork/Homework

- * 1. (a) $22 - 7 = 15$ (b) $30 - 9 = 21$ (c) $63 - 6 = 57$
- (d) $23 - 5 = 18$ (e) $25 - 8 = 17$ (f) $37 - 9 = 28$

2. * (a)
- | Tens | Units |
|--------------|--------------|
| 3 | 10 |
| 4 | 0 |
| - 1 | 1 |
| 2 | 9 |
- * (b)
- | Tens | Units |
|--------------|--------------|
| 5 | 17 |
| 6 | 7 |
| - 2 | 9 |
| 3 | 8 |
- * (c)
- | Tens | Units |
|--------------|--------------|
| 8 | 12 |
| 9 | 2 |
| - 5 | 3 |
| 3 | 9 |

(d)

Tens	Units
2	16
2	6
- 1	9
1	7

(e)

Tens	Units
3	12
3	2
- 3	6
0	6

(f)

Tens	Units
5	10
5	0
- 2	8
3	2

3. ★(a) $17 - 9 = \boxed{8}$ ★(b) $30 - 12 = \boxed{18}$ ★(c) $51 - 18 = \boxed{33}$

Tens	Units
0	17
1	7
-	9
	8

Tens	Units
2	10
2	0
- 1	2
1	8

Tens	Units
4	11
4	1
- 1	8
3	3

★(d) $46 - 17 = \boxed{29}$ ★(e) $83 - 59 = \boxed{24}$ ★(f) $74 - 25 = \boxed{49}$

Tens	Units
3	16
3	6
- 1	7
2	9

Tens	Units
7	13
7	3
- 5	9
2	4

Tens	Units
6	14
6	4
- 2	5
4	9

(g) $60 - 19 = \boxed{41}$ (h) $56 - 28 = \boxed{28}$ (i) $42 - 16 = \boxed{26}$

Tens	Units
5	10
5	0
- 1	9
4	1

Tens	Units
4	16
4	6
- 2	8
2	8

Tens	Units
3	12
3	2
- 1	6
2	6

★ 4. (a)

T	U
6	10
6	0
- 4	2
2	8

Total counters
Green counters
Red counters

(b)

T	U
8	12
8	2
- 5	9
3	3

Beads Swara had
Beads given to 59
Beads Swara has

(c)

T	U
5	17
5	7
- 4	8
1	9

Total karanji
Anarasas
Less Anarasas

(d)

T	U
7	11
7	1
- 7	8
0	3

Total students
Took part
Not taken part



Activity

1. (a) Geeta has 43 sweets, she gave Reeta 19 sweets. How many sweets were left with Geeta?

T	U
3	13
4	3
– 1	9
2	4

Geeta had

Gave Reeta

Geeta has

- (b) In a basket there were 26 mangoes. 17 mangoes got spoiled. How many mangoes are left?

T	U
1	16
2	6
– 1	7
0	9

Mangoes

Spoiled mangoes

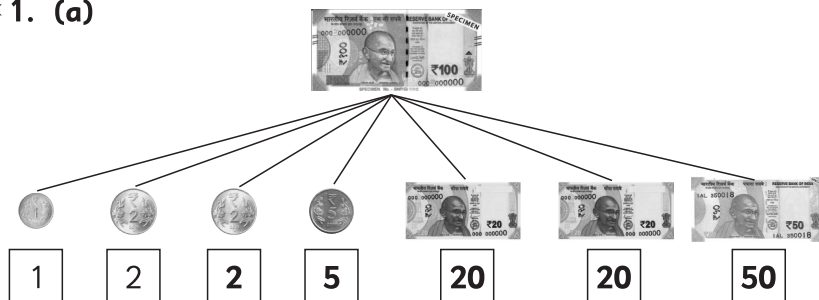
Mangoes left

30. Do you know Notes and Coins?



Classwork/Homework

- ★ 1. (a)



84

Mathematics
Std - II Term Book (Book - III)

- (b) (i) Two ₹ 50 note

- (ii) Five ₹ 20 note

- (iii) One ₹ 50 note

Two ₹ 20 note

Two ₹ 5 coin



- 2.



- ★ 3. (a) 85 (b) 70 (c) 21 (d) 34

- (e) 1 teddy bear and 2 biscuits

After buying the things how much money will you put into the box?

100 rupees

4. (a)  +  +  = ₹ 35

- (b)  +  +  = ₹ 200

- (c)  +  +  = ₹ 12

85

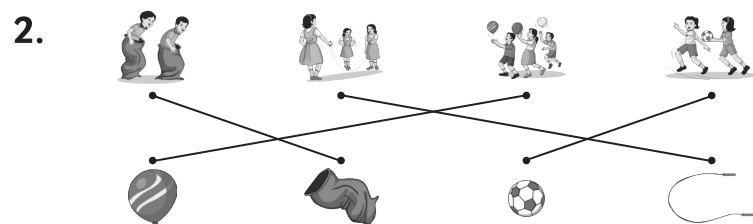
Mathematics
Std - II Term Book (Book - III)

Play Do Learn


Play - 3. Games and Competitions

3.1 Entertainment Games

1. **a.** Sack race **b.** Football
 c. Cricket **d.** Skipping



3.2 Sitting Games




3.3 Regional and Traditional Games

2. [To be done by students with teacher's help.]
3. [To be done by students with teacher's help.]

3.4 Variety of Games

1. Throwing the ball, bottle bowling. These games help in building and strengthening the hand and leg muscles.
2. The different muscles being stretched are hands, neck and legs.

Activity

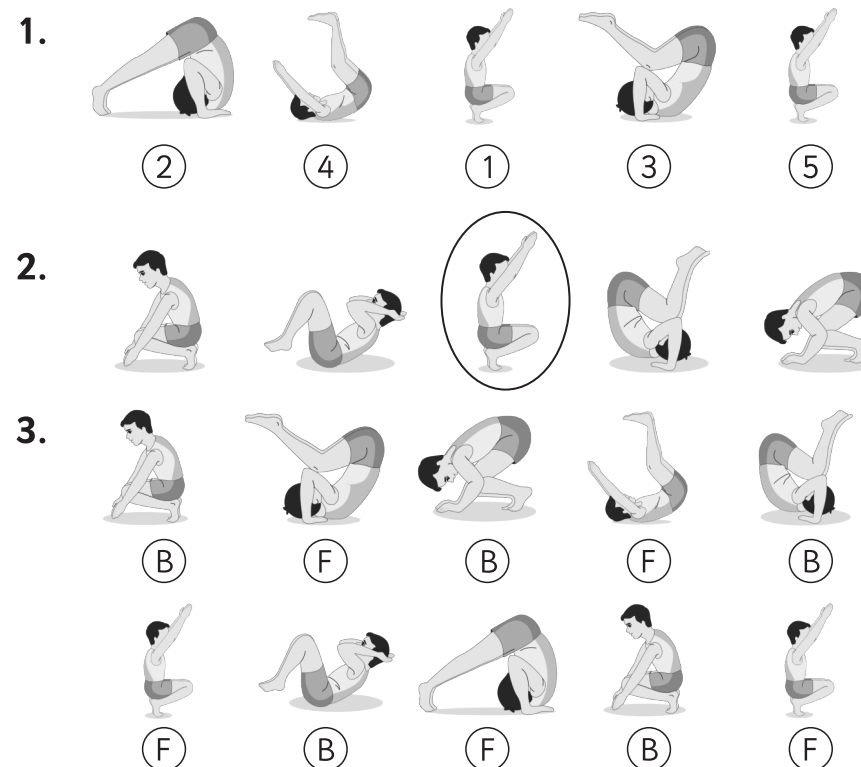


3.6 Minor Games

1. [To be done by students with teacher's help.]
3. [To be done by students with teacher's help.]

Play - 4. Skill Based Activities

4.1 Gymnastics



4.4 Human Pyramids

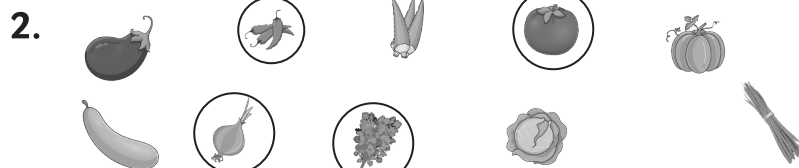
1. Gokulashtami

Do - 4. Optional Activities

(A) Productive Areas

(1) Area - Food

1.1 Kitchen Gardening

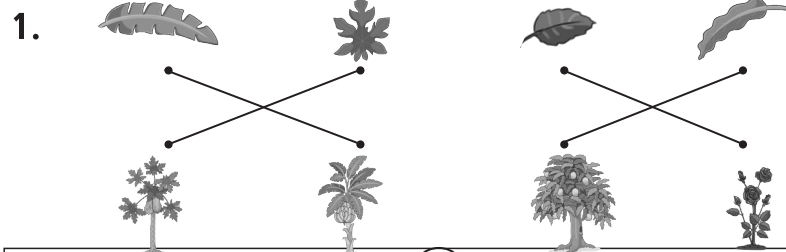


3. Terrace gardening, pot gardening

4.

P	O	T	A	T	O	G	B	Q
E	F	M	O	Z	Y	T	E	C
R	A	D	I	S	H	B	A	A
S	Z	X	Y	H	G	X	N	B
C	A	R	R	O	T	Z	S	B
C	U	C	U	M	B	E	R	A
S	P	I	N	A	C	H	Q	G
E	E	Q	S	T	Y	Z	X	E
F	A	P	U	M	P	K	I	N
Y	S	B	R	I	N	J	A	L

Plantation of Saplings



88

Play Do Learn
Std - II Term Book (Book - III)

2. The best time to grow saplings is during the rainy season (June - September)

1.2 Pot Cultivation



Visit to a Nursery

1. **Fruit Plant** : mango, guava, papaya
Medicinal Plants : aloe vera, neem, tulsi
Climbers : money plant, grapes, peas
Flowering plants : marigold, jasmine, rose

2. soil, pot, sapling, pot, soil, water, sunlight

3. Soil, sapling, pot, water can, trowel, gardening fork

Plantation a sapling in a pot



1.3 Fruit Processing

(A) Fruit varieties

1. **Names** - banana, pineapple, mango, tamarind, chickoo, apple
Taste - sweet, sour sweet, sweet, sour, sweet, sweet

89

Play Do Learn
Std - II Term Book (Book - III)

2.



pickle



jelly



juice



jam

1.4 Fisheries

1. Rohu and Rawas live in fresh water.
2. Pomfret, seerfish, bangda (Indian mackerel)
3. Chanos and Mullet live in brackish water.

(2) Area - Clothing

2.1 Production of Cloth

2.



3



5



1



6



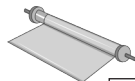
8



4



2



7

2.2 Basic Stitching

1. cotton, silk, georgette, chiffon, satin, denim, velvet, nylon.

2.4 Coir Work

1. The leaves of coconut tree are called fronds.
2. Another name for coconut tree is palm tree.
3. 60 to 80 coconuts in a year.

(3) Area - Shelter

3.2 Bamboo Work and Cane Work

1. [To be done by students with teacher's help.]
2. It's used to make paper, furniture, construction work.

3.3 Plantation of Flowering Plants and Ornamental Plants

1. **Flowers with fragrance** - Rose, Champa, Jasmine, Mogra, Lily
Flowers without fragrance - Hibiscus, Marigold, Aboli, Chrysanthemum, Perwinkle
2. **Red** - Rose, hibiscus, poppy
Yellow - Sunflower, daffodil, marigold
White - mogra, jasmine, daisy
Pink - lotus, zinnia, gladiolus.

(C) Other Areas










Agro-based Occupations

1.

A	B	G	C	D	E	O
F	G	H	O	Z	L	X
H	E	N	W	A	J	K
L	M	N	F	O	T	P
Q	R	F	B	E	A	R
S	U	D	E	E	R	T
B	R	A	B	B	I	T

Learn - 4. Instruments

4.2 Different Musical Instruments

1.  been  cymbals  halagi  tarapa
-  chimta  dholak  flute  zither
-  single string instrument

4.3 Other Sounds

2. [To be done by students with teacher's help.]

BOOK 4

English Balbharati (Unit - IV)

4.1 Catch them, if you can!



Classwork / Homework

- *1. We see chicks in the farmyard, in the pens, kitchen, under the chairs, on the doorstep and on the stairs.
- *2. a. Chicks in the farmyard. b. Chicks in the pens.
c. Chicks under the chairs. d. Chicks on the stairs.
e. Chicks on the doorstep.

- *3. a. pens. b. stairs

4.



horse




pig



rabbit



duck



sheep



cow



Activity

1. Chickens are farm birds. Chickens eat worms, insects, grains and seeds. Chickens live in a coop. Chicken lays eggs.

4.3 Let's Speak



Classwork / Homework

*1.



The girl is dancing.



The girl is dancing.
The teacher is teaching.



The woman is working.



The woman is riding a scooter.



Daddy is helping in cleaning the vegetables.



The gardener is watering the plants.



The boy is painting.

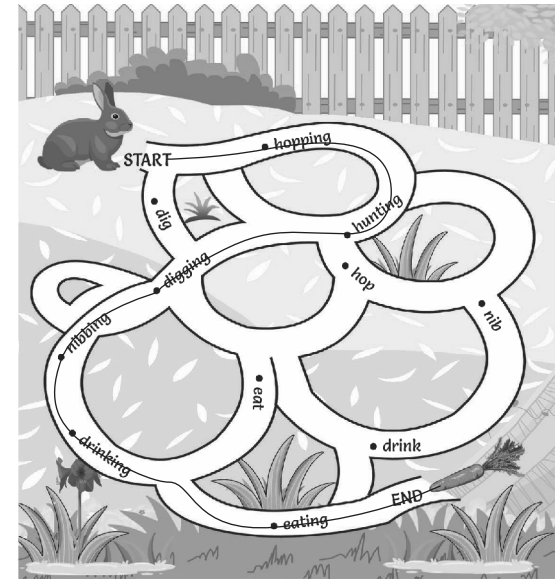


The boy is running.

2.
 - a. My brother and I are sharing a chocolate.
 - b. He is looking for his lost book.
 - c. John is climbing up the ladder.
 - d. The sparrow is drinking water.
 - e. My friends are flying kites.
 - f. The frog is hopping into the ponds.
 - g. The dog is guarding our house.



Activity



4.4 Story Time - What Do You See?

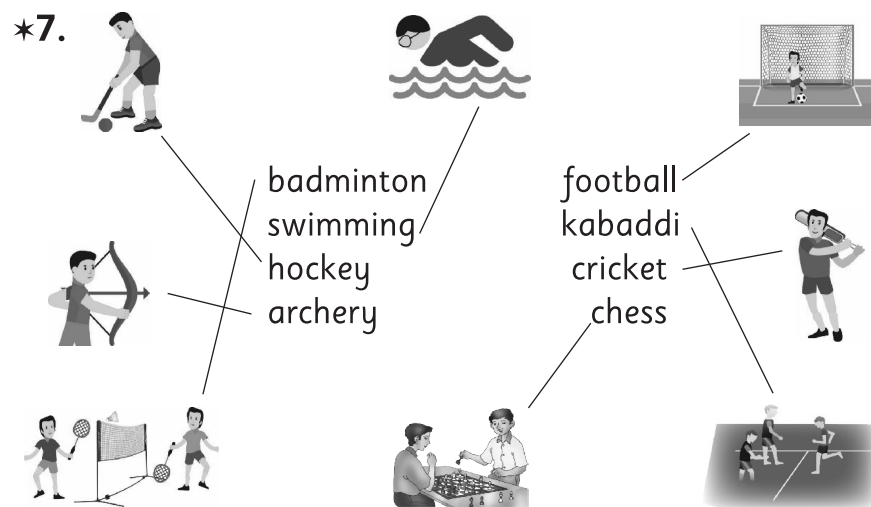


Classwork / Homework

3.
 - a. The characters in the story are Arjun, Dronacharya, Bheem and Yudhishtir.
 - *b. Dronacharya was a great teacher.
 - *c. Arjun and his cousins were being trained in archery and warcraft.
 - *d. Dronacharya asked the students to hit the eye of the wooden bird with bow and arrow.
 - *e. Dronacharya did not let Bheem and Yudhishtir shoot the wooden bird as they did not answer correctly.
 - *f. Arjun could see only the eye of the wooden bird.

4. *a. Arjun and Dronacharya
 *b. Archery
 *c. Bow and arrow
 *d. Tree, sky and sun
 e. Bheem and Yudhishtir
 f. Dronacharya
 g. Wooden bird
5. *a. Bheem said to Dronacharya.
 *b. Dronacharya said to Yudhishtir.
 *c. Arjun said to Dronacharya.
 d. Dronacharya said to Arjun.
 e. Dronacharya said to his students.

- *6. a. archery b. wooden c. bow
 d. arrow e. shoot f. prince
 g. teacher h. branch



Activity

- *1. [To be done by students with teacher's help.]
2. The name of the sportswoman is Deepika Kumari. She was born in Ranchi, Jharkhand, India. She is one of the leading Indian archers at the international level. She has won many awards.

4.5 Language Study - Position Words



Classwork / Homework

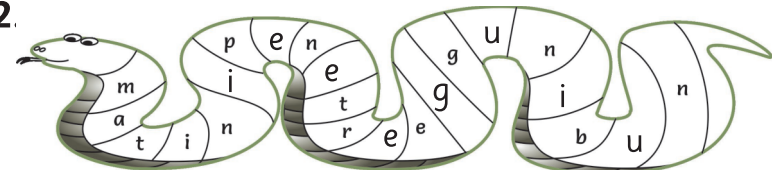
1. *a. The peacock is sitting on the tree.
 *b. The man is standing near the car.
 *c. The car is parked near the tree.
 *d. There is water in the jar.
 e. The boy is near the school.
 *f. The rabbit is hiding behind the tree.
2. a. The horse is sleeping in the stable.
 b. There is a river under the bridge.
 c. The bus runs on the road.
 d. There is a truck behind the car.
3. *a. No *b. Yes *c. No *d. Yes *e. Yes
 *f. No g. Yes h. Yes i. No



Activity


- *1. [To be done by students with teacher's help.]

*2.



मराठी

२२. योग्य काय ? (What is proper?)



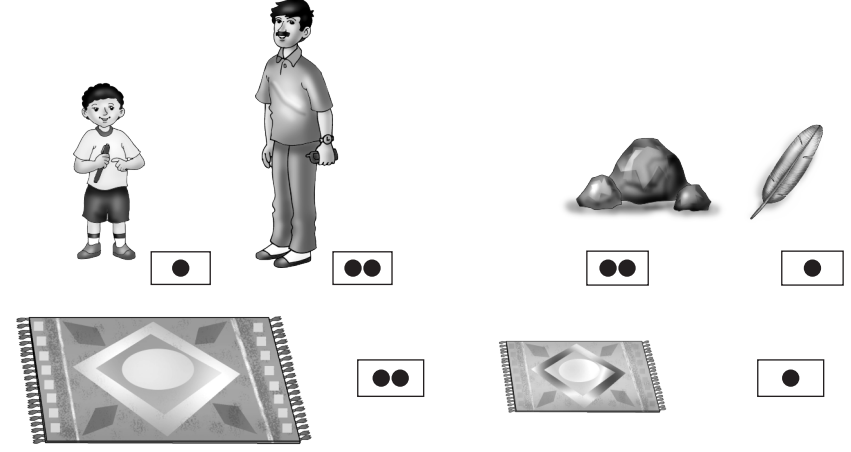

उपक्रम : विद्यार्थ्यांनी स्वतः कृती करा.

२३. माझी शब्दबाग (My garden of words)

- विद्यार्थ्यांनी स्वतः कृती करा.

२४. कोण ? कसे ? (Who's how?)

- चित्रे पाहा. ऐका. खुणा करा.



२५. कोण ? कोठे ? (Who's where?)

- तुमच्या वर्गाचे निरीक्षण करा. कोणती वस्तू कोठे आहे ते सांगा.

उदा. फळा - दूर दप्तर - जवळ
डस्टर - दूर तक्ता - दूर
वही - जवळ

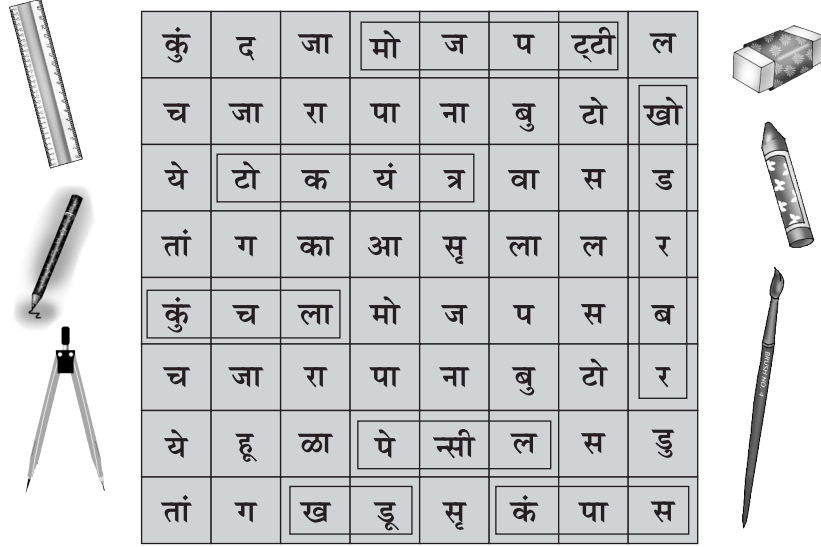
- खालील गोष्टी कोठे असतात ते सांगा.

आकाश - दूर माती - दूर
अंगण - जवळ स्वयंपाकघर - जवळ

२६. सारखे काय ? (What is similar?)

- विद्यार्थ्यांनी स्वतः कृती करा.

२७. माझे शब्दभांडार (My treasury of words)



२८. माझे पान (My page)

(२) मला हा खेळ खेळता येतो.

मला कबड्डी हा खेळ खेळता येतो.

मला खो - खो हा खेळ खेळता येतो.

मला लगोरी हा खेळ खेळता येतो.

(३) मी हा पक्षी पाहिला नाही.

मी बदक हा पक्षी पाहिला नाही.

मी कबुतर हा पक्षी पाहिला नाही.

मी कोंबडा हा पक्षी पाहिला नाही.

मी बगळा हा पक्षी पाहिला नाही.

(४) मला हा पक्षी आवडतो.

मला बगळा हा पक्षी आवडतो.

मला चिमणी हा पक्षी आवडतो.

मला मोर हा पक्षी आवडतो.

मला पोपट हा पक्षी आवडतो.

मला कावळा हा पक्षी आवडतो.

(५) मला हा प्राणी आवडतो.

मला उंट हा प्राणी आवडतो.

मला हत्ती हा प्राणी आवडतो.

मला घोडा हा प्राणी आवडतो.

मला म्हैस हा प्राणी आवडतो.

मला सिंह हा प्राणी आवडतो.

मला वाघ हा प्राणी आवडतो.

मला गाय हा प्राणी आवडतो.

मला उंदीर हा प्राणी आवडतो.

(६) मी ही पालेभाजी खाल्ली.

मी पालक ही पालेभाजी खाल्ली.

मी मेथी ही पालेभाजी खाल्ली.

मी शेपू ही पालेभाजी खाल्ली.

मी चाकवत ही पालेभाजी खाल्ली.

(७) मला हे वाहन आवडते.

मला रिक्षा हे वाहन आवडते.

मला बस हे वाहन आवडते.

मला सायकल हे वाहन आवडते.

मला आगगाडी हे वाहन आवडते.

मला ट्रक हे वाहन आवडते.

मला कार हे वाहन आवडते.

(८) मी उडवतो.

मी चेंडू फेकतो.

मी फुगा फुगवतो.

मी पतंग उडवतो.

मी भोवरा फिरवतो.

○ चित्रे पाहा. रिकाम्या जागी योग्य शब्द वापरून वाक्ये वाचा.

जसे. मी कानाने ऐकते. / ऐकतो.



(१) मी पायाने चालते. / चालतो.

(२) मी नाकाने सुगंध घेते. / घेतो.

(३) मी डोळ्याने पाहते. / पाहतो.

(४) मी हाताने वस्तू उचलते. / उचलतो.

Mathematics

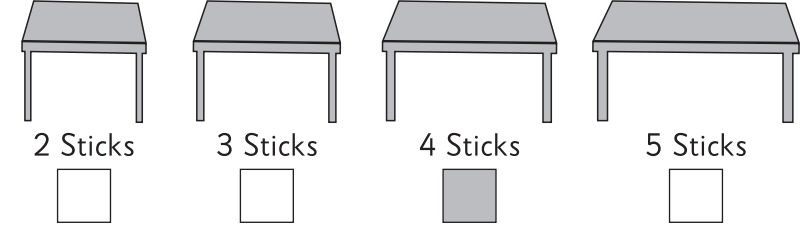
31. Let's Measure Length



Classwork/Homework

1. [To be done by students.]

*2.

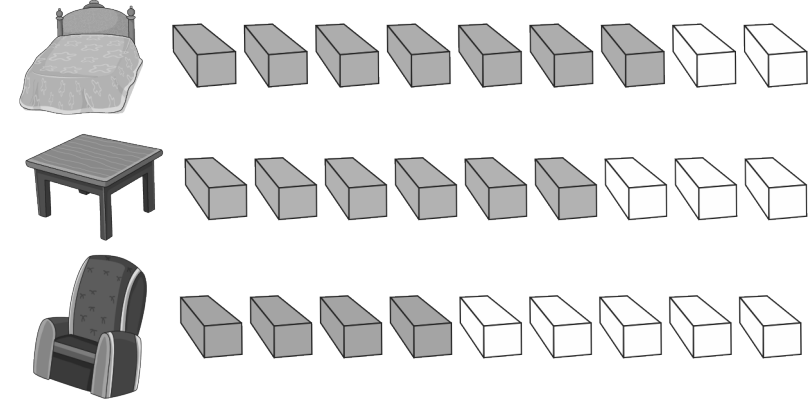


3. (a) 6 (b) 2 (c) 7 (d) 4



Activity

1.



32. Let's Weigh



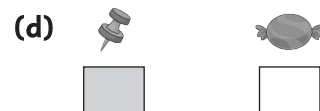
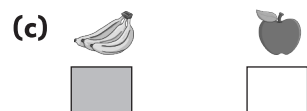
Classwork/Homework

1. * (a)



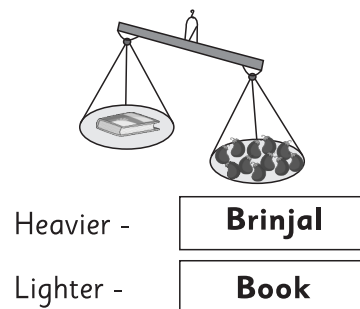
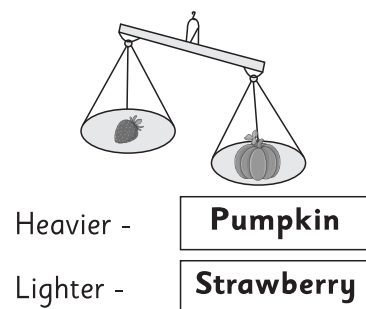
* (b)



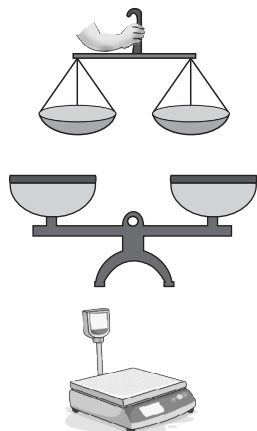


*2. beam scale / weighing scale

*3.



4.



Vegetable vendor	<input checked="" type="checkbox"/>
Cobbler	<input type="checkbox"/>
Grocery store	<input checked="" type="checkbox"/>
Saloon	<input type="checkbox"/>
Mall	<input checked="" type="checkbox"/>
Tea stall	<input type="checkbox"/>


5. (a) 4 (b) 4 (c) 6 (d) 2

33. Let's Measure Capacity



Classwork/Homework

*1.



106

Mathematics
Std - II Term Book (Book - IV)

*2. [To be done by students.]

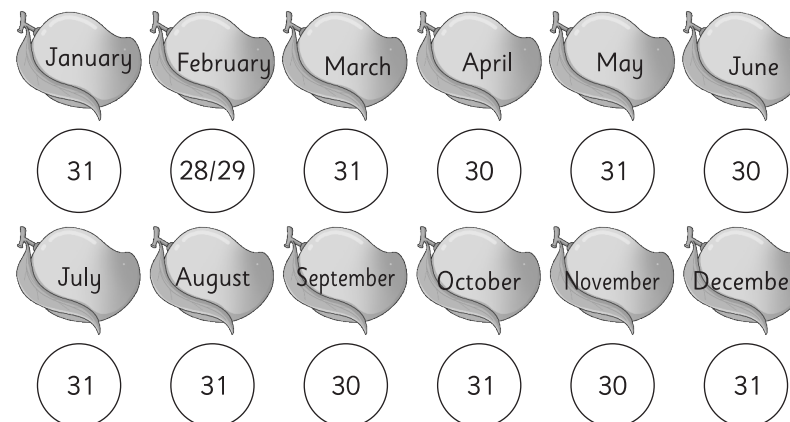
3. (a) 5 (b) 2 (c) 4 (d) 6 (e) 3

34. Managing Information



Classwork/Homework

*1.



(a) 12 (b) 7 (c) 4 (d) February (e) July

*2. [To be done by students.]

*3. (a) In the month of October.

(b) 3 students (c) March (d) July
(e) Maya and Tanaya



Activity

1. (a) English (Oral) (b) 9th August (Friday)
(c) August (d) Sunday. No, it is a holiday.
(e) 7th August (Wednesday)

107

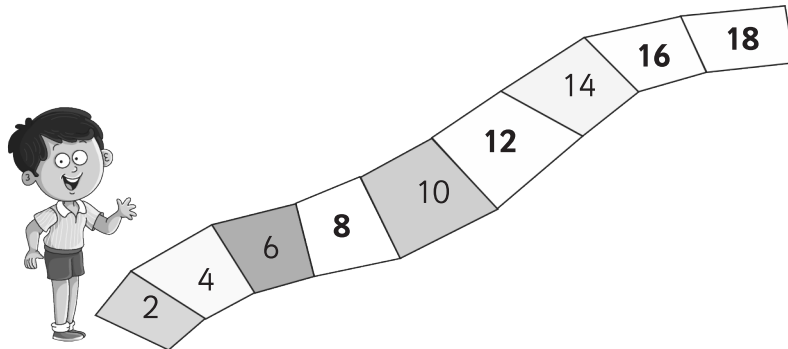
Mathematics
Std - II Term Book (Book - IV)

35. Patterns



Classwork/Homework

*1.



*2.

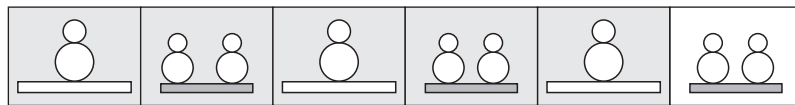
A V M A V M A V **M** **A** V **M**

1 3 1 3 1 3 **1** **3** 1 3

1 0 0 0 1 0 0 0 1 **1** 0 0 **0** 1 **0**

3.

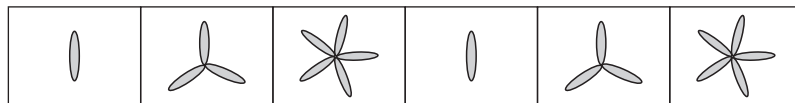
* (a)



* (b)



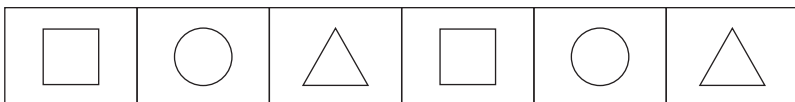
* (c)



* (d)



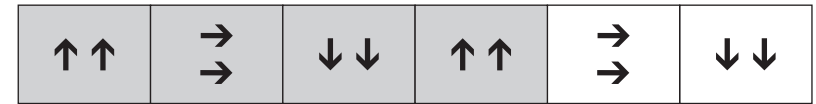
* (e)



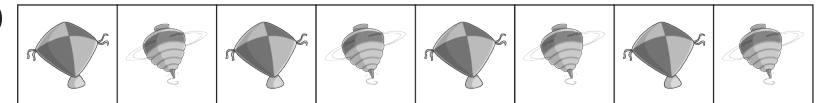
108

Mathematics
Std - II Term Book (Book - IV)

* (f)



* (g)



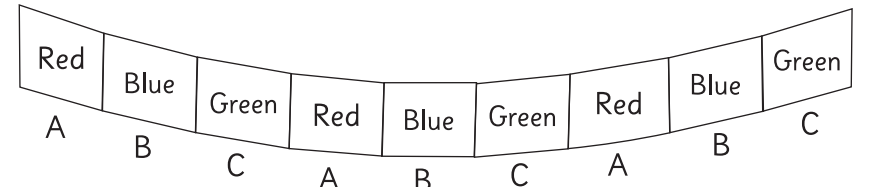
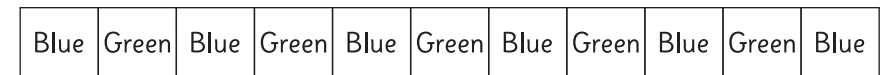
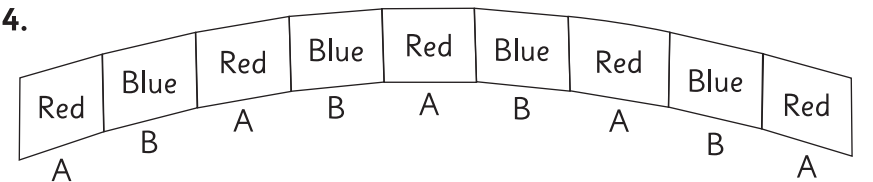
(h)



(i)



4.



36. Multiplication Preparation



Classwork/Homework

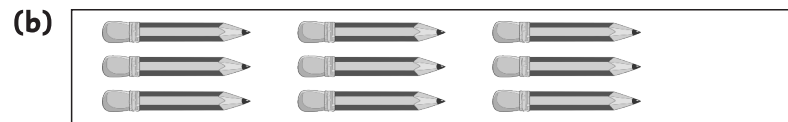
*1. (a)



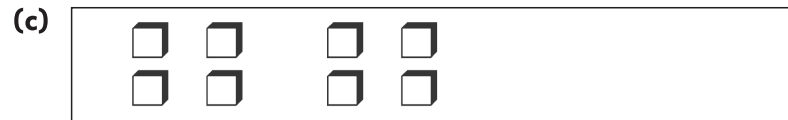
$$2 + 2 + 2 + 2 + 2 = 10$$

109


Mathematics
Std - II Term Book (Book - IV)



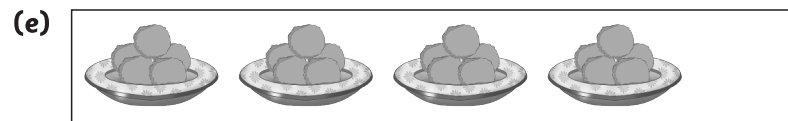
$$\boxed{3} + \boxed{3} + \boxed{3} = \boxed{9}$$



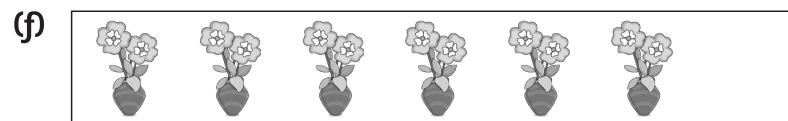
$$\boxed{4} + \boxed{4} = \boxed{8}$$




$$\boxed{2} + \boxed{2} + \boxed{2} + \boxed{2} = \boxed{8}$$



$$\boxed{5} + \boxed{5} + \boxed{5} + \boxed{5} = \boxed{20}$$



$$\boxed{2} + \boxed{2} + \boxed{2} + \boxed{2} + \boxed{2} + \boxed{2} = \boxed{12}$$



$$\boxed{6} + \boxed{6} + \boxed{6} = \boxed{18}$$

*2. (a) How many dishes ? $\boxed{4}$

How many oranges in each? $\boxed{3}$

Total oranges ? $\boxed{12}$

3, taken 4 times is $3+3+3+3 = \boxed{12}$

(b) Total rows ? $\boxed{5}$

Bushes in each row ? $\boxed{3}$

Total bushes ? $\boxed{15}$

Thus, $3 + 3 + 3 + 3 + 3 = \boxed{15}$


This is 5 times 3, added together.

Let's write this as $3 \times 5 = \boxed{15}$

3. (a) How many pumpkins in a row? $\boxed{3}$

How many rows? $\boxed{3}$

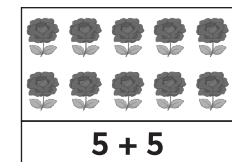
How many pumpkins altogether? $\boxed{9}$



(b) How many roses in a row? $\boxed{5}$

How many rows? $\boxed{2}$

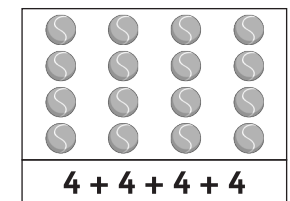
How many roses altogether? $\boxed{10}$



(c) How many balls in a row? $\boxed{4}$

How many rows? $\boxed{4}$

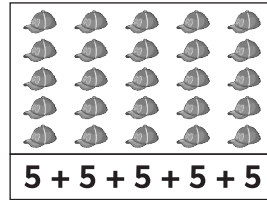
How many balls altogether? $\boxed{16}$



(d) How many caps in a row? **5**

How many rows? **5**

How many caps altogether? **25**



4. (a) 2×3 (b) 3×5 (c) 4×6

5. (a) $5 + 5 + 5 + 5$

(b) $3 + 3 + 3 + 3 + 3 + 3$

(c) $2 + 2 + 2 + 2$

6. (a) $3 + 3 + 3 + 3 = 3 \times 4$

(b) $2 + 2 + 2 + 2 + 2 = 2 \times 5$

(c) $3 + 3 + 3 = 3 \times 4$

37. Let's Make Tables



Classwork/Homework

★ 1. (a)

Table of 4

$4 \times 1 = 4$

$4 \times 2 = 8$

$4 \times 3 = 12$

$4 \times 4 = 16$

$4 \times 5 = 20$

$4 \times 6 = 24$

$4 \times 7 = 28$

$4 \times 8 = 32$

$4 \times 9 = 36$

$4 \times 10 = 40$

(b)

Table of 10

$10 \times 1 = 10$

$10 \times 2 = 20$

$10 \times 3 = 30$

$10 \times 4 = 40$

$10 \times 5 = 50$

$10 \times 6 = 60$

$10 \times 7 = 70$





$10 \times 8 = 80$

$10 \times 9 = 90$


$10 \times 10 = 100$


★ 2.

★ ★ ★ ★ ★ 5, taken once	5	5
★ ★ ★ ★ ★ 5, taken twice	5 + 5	10
★ ★ ★ ★ ★ 5, taken thrice	10 + 5	15
★ ★ ★ ★ ★ 5, taken 4 times	15 + 5	20
★ ★ ★ ★ ★ 5, taken 5 times	20 + 5	25
★ ★ ★ ★ ★ 5, taken 6 times	25 + 5	30

	5, taken 7 times	$30 + 5$	35
	5, taken 8 times	$35 + 5$	40
	5, taken 9 times	$40 + 5$	45
	5, taken 10 times	$45 + 5$	50

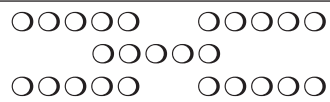
3.

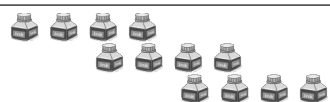





$2 \times 3 = 6$

$3 \times 3 = 9$







$3 \times 6 = 18$

$5 \times 5 = 25$

$4 \times 3 = 12$

- 4.
- (a) $2 \times 4 = 8$

(c) $3 \times 10 = 30$

(e) $4 \times 4 = 16$

(g) $5 \times 5 = 25$

(i) $10 \times 6 = 60$

(b) $2 \times 7 = 14$

(d) $3 \times 4 = 12$

(f) $4 \times 9 = 36$

(h) $5 \times 8 = 40$

(j) $10 \times 10 = 100$

38. Maths in a Story



Classwork/Homework

- * 1. 35 2. $12 - 2 = 10$ $4 \times 2 = 8$
- $5 \times 2 = 10$ $12 - 10 = 2$
3. $2 + 5 = 7$ $7 \times 3 = 21$ $25 - 21 = 4$

Play Do Learn


Play - 5. Exercises

5.1 Warm up Exercises

1. 5 to 10 minutes.
2. It helps our body to prepare for exercises and prevents injury.

5.3 Rhythmic Exercises


Type - 1 Balloon Drill




Type - 2 Ball Drill



Type - 3 Stick Drill



Type - 4 Handkerchief Drill



5.4 Different Body Postures

2. Yoga develops concentration. Yoga enhances confidence. Yoga teaches to be disciplined. Yoga improves immunity.

Do - 5. Area of Technology

Road Safety

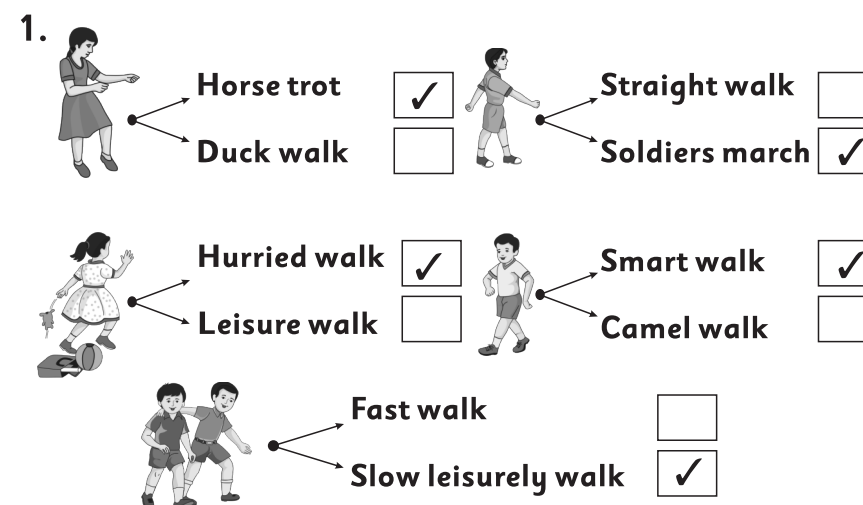
1. I see people crossing, traffic light, cars, buses, rickshaw, zebra crossing.
2. Red light.

Learn - 5. Dance

5.1 Different Type of Movements

2. a. - 4 b. - 1 c. - 5 d. - 3 e. - 2

5.2 Walk



5.3 Greeting Gestures

2. Praying, welcome, respect

Learn - 6. Drama

6.2 Voice Modulation

1.

		red
--	--	-----

Soft Low Loud
2.

green		
-------	--	--

Soft Low Loud
3.

		red
--	--	-----

Soft Low Loud
4.

		red
--	--	-----

Soft Low Loud
5.

green		
-------	--	--

Soft Low Loud
6.

	yellow	
--	--------	--

Soft Low Loud
7.

	yellow	
--	--------	--

Soft Low Loud

6.3 Group Presentation

1. [To be done by students with teacher's help.]