

# Key To BUDDING BEAVERS



## MUMBAI

4940/1B, Dhobiwadi, Dr. Jaykar Marg, Opp. Datta Mandir, Thakurdwar,  
Mumbai - 400 002.

**Only Calling:** 8291852601

**Calling & Whatsapp:** 9322531798 / 8291852631 / 8291972352

**Website:** [www.navjeevanpublications.com](http://www.navjeevanpublications.com)

**Enquiries:** [info@navjeevanpublications.com](mailto:info@navjeevanpublications.com)

**Sales:** [acc.nppl@gmail.com](mailto:acc.nppl@gmail.com)

## PUNE

470 /471, Raviwar Peth, Nandan Residency, 1<sup>st</sup> Floor,  
Phadke Haud, Pune - 411 002.

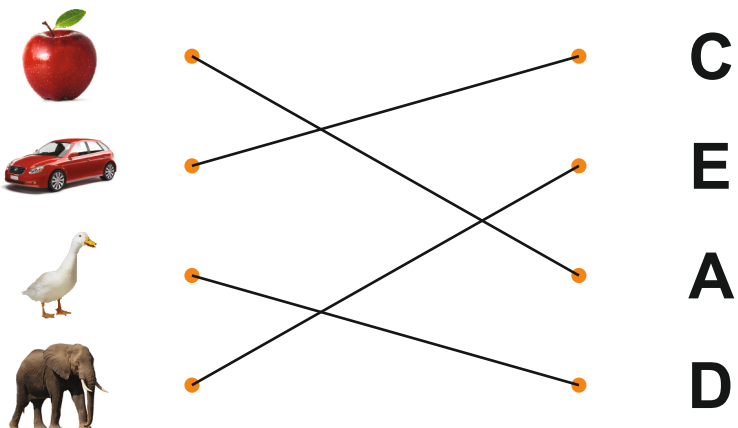
**Tel.:** (020) 24432951 / 7066835645

Contents		
Sr. No.	Title	Page No.
1.	Alphabet	3-7
2.	Numbers 1-20	8-19
3.	Picture Reading General Knowledge	20-28

# ALPHABET

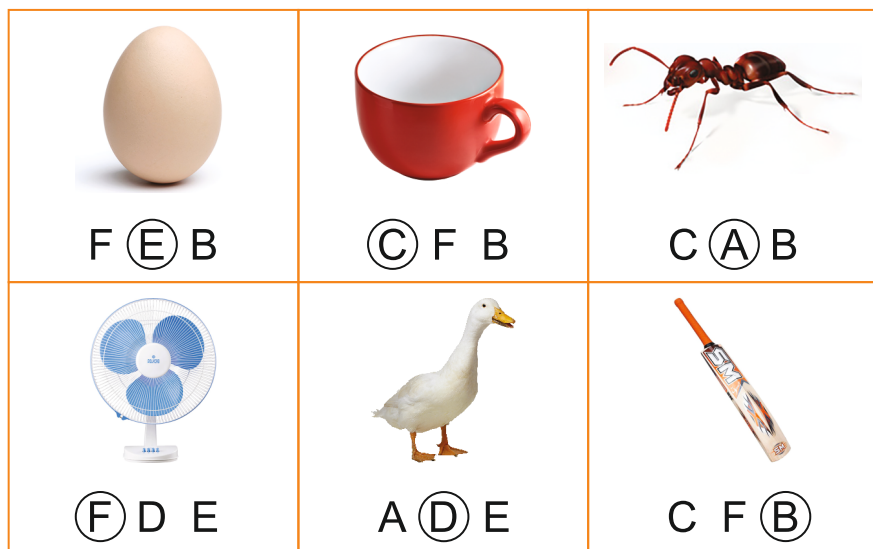
## Activity 1 - Page 16

Match the picture to its correct first letter.



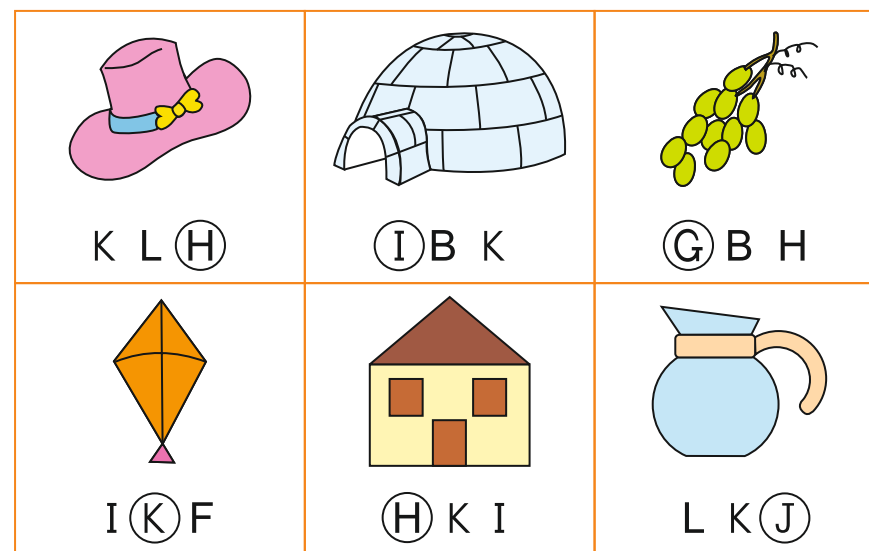
## Activity 2 - Page 17

Recognize the picture and circle the correct first letter.



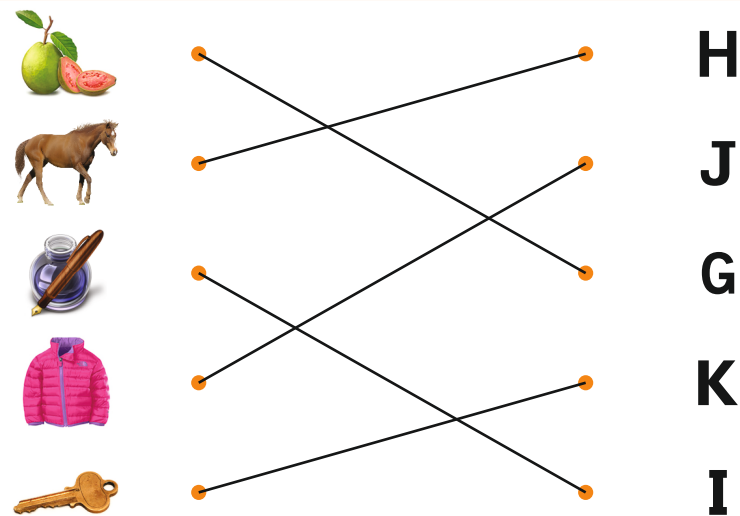
## Activity 3 - Page 28

Circle the correct first letter of the object and colour the pictures.



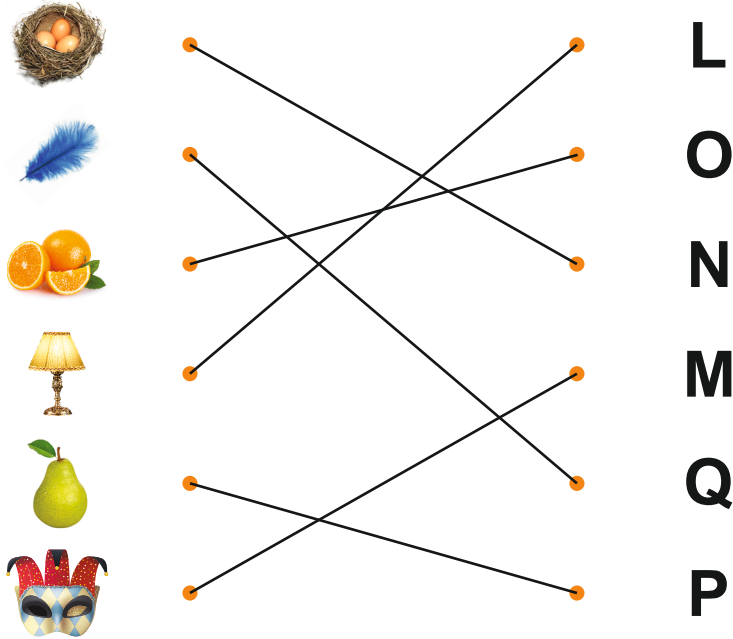
## Activity 4 - Page 29

Match the picture to its correct first letter.



### Activity 5 - Page 42

Match the picture to its correct first letter.

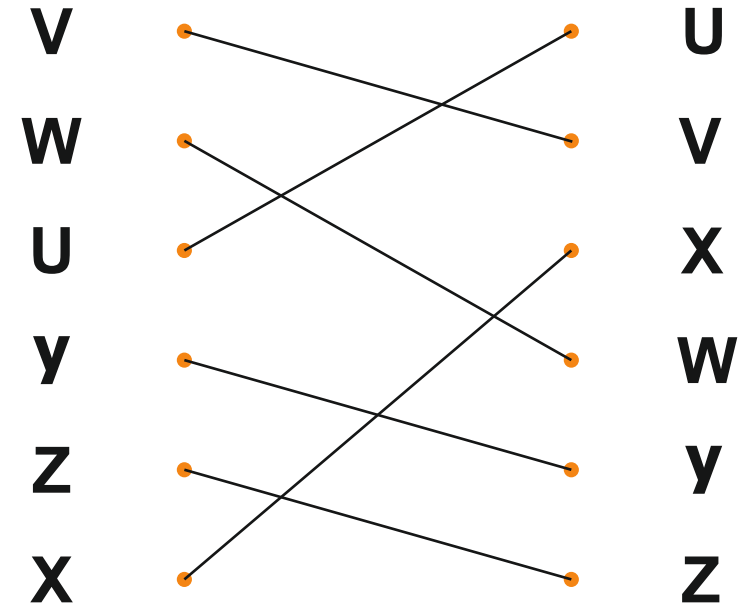


### Activity 6 - Page 43

 M (L) O	 N I (M)	 Q (N) P
 (O) Q N	 M N (P)	 O (Q) L

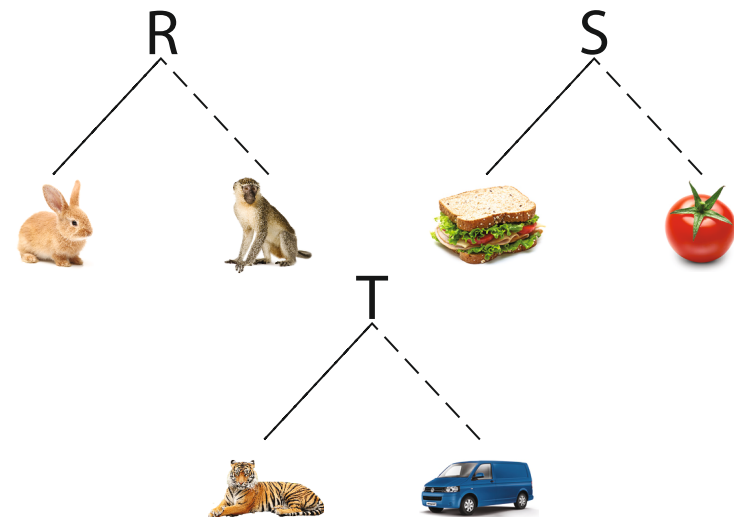
### Activity 7 - Page 62

Match the following letters.



### Activity 8 - Page 63

Join the letter to its correct object.



## Activity 9 - Page 64



Circle the same letters in each row.

D	E	H	Ⓓ
J	Ⓙ	B	Q
P	A	T	Ⓟ
U	V	Ⓤ	W
Q	O	Ⓚ	P

## NUMBERS 1-20

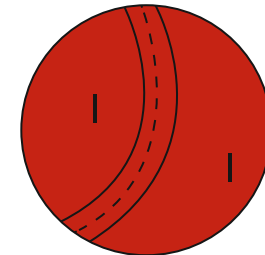
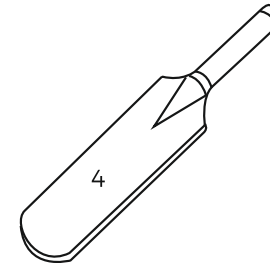
### Zero - Page 6

Circle the picture with number 0 on it.



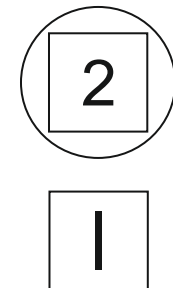

### Number 1 - Page 8

Circle the picture with number 1 on it.



### Number 2 - Page 10

Count the cherries and circle the correct number.






### Number 3 - Page 12

Colour the ice-creams with number **3** written on them.




### Number 4 - Page 14

Colour the mangoes with number **4** written on them.



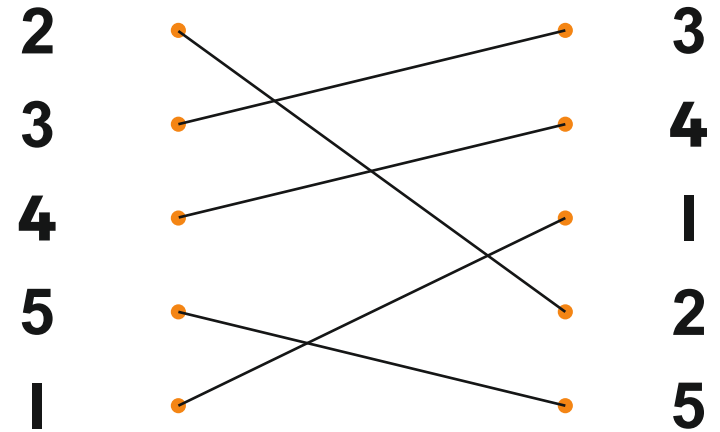
### Number 5 - Page 16

Count the stars and circle the correct number.



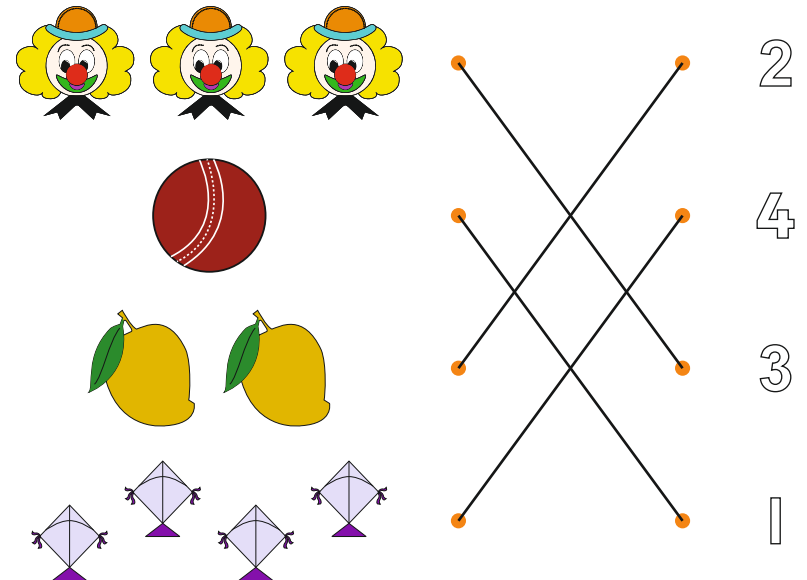
### Activity 1 - Page 18

Match the same numbers.




### Activity 2 - Page 19

Count and draw a line to the correct numbers.




### Number 6 - Page 20

Colour the mushroom with **6** circles.



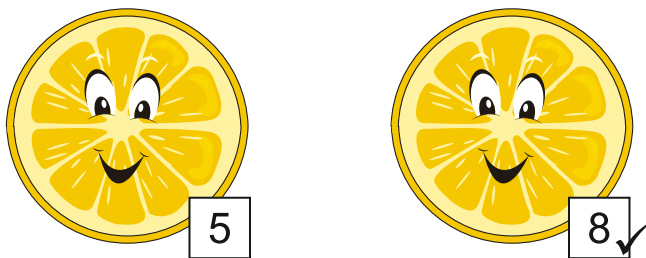
### Number 7 - Page 22

Circle the flower with **7** petals.



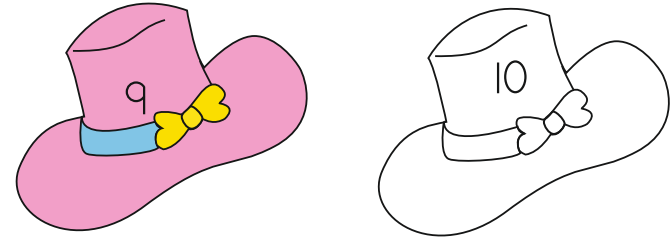
### Number 8 - Page 24

Put a tick mark on the lemon with the number **8** written on it.



### Number 9 - Page 26

Colour the hat with number **9** written on it.



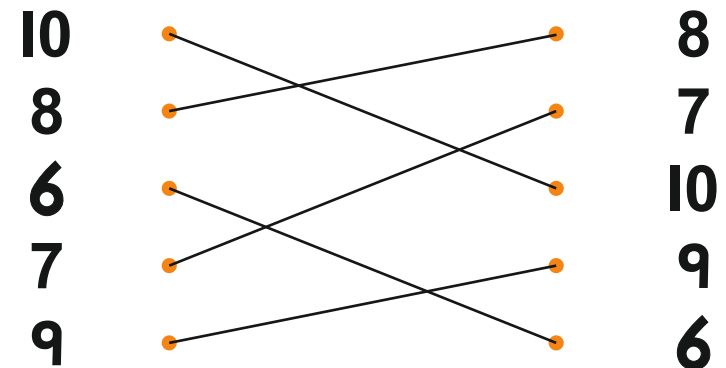
### Number 10 - Page 28

Circle the butterfly with the number **10** written on it.



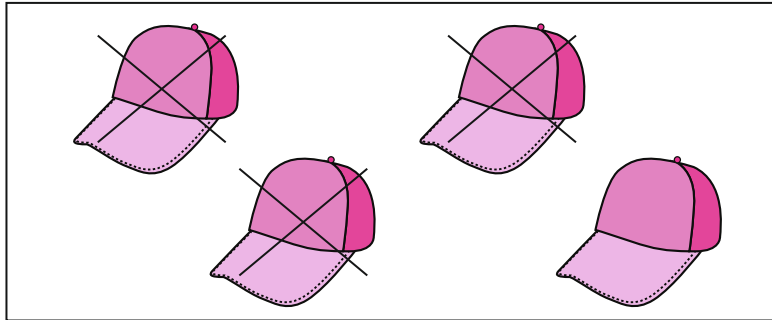
### Activity 3 - Page 30

Match the same numbers.

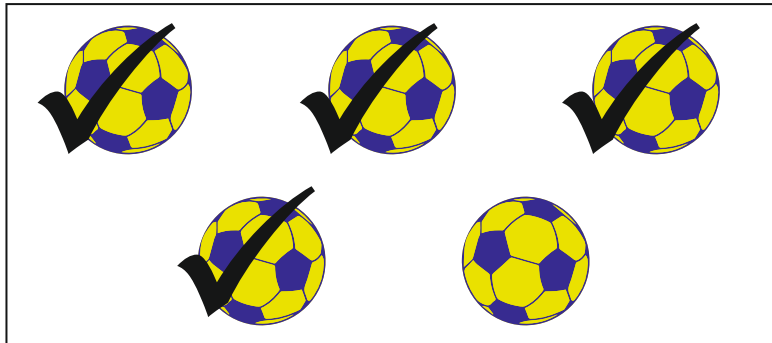


### Activity 4 - Page 31

Put a cross on **3** caps.




Put a tick mark on **4** balls.



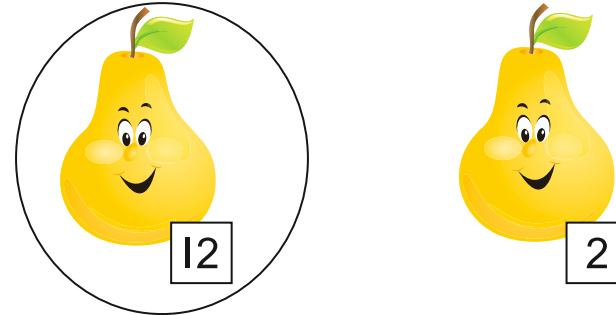
### Number 11 - Page 32

Colour the fruits with the number **11** written on them.




### Number 12 - Page 34

Circle the pear with the number **12** written on it.



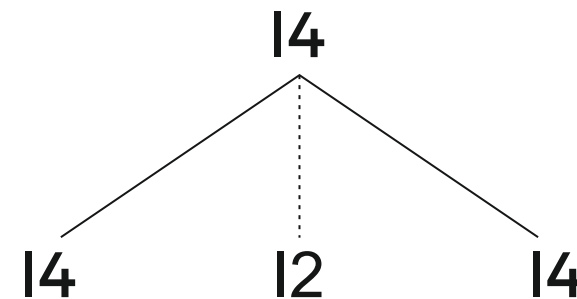
### Number 13 - Page 36

Circle the watermelon with the number **13** written on it.



### Number 14 - Page 38

Draw lines to the same number.




### Number 15 - Page 40

Circle the picture with the number 15.




### Number 16 - Page 42

Circle the teddy bear with the number 16 written on it.




### Number 17 - Page 44

Colour the strawberry with the number 17.




### Number 18 - Page 46

Circle the animals with the number 18.




### Number 19 - Page 48

Colour the wagons with the number 19 written on it.



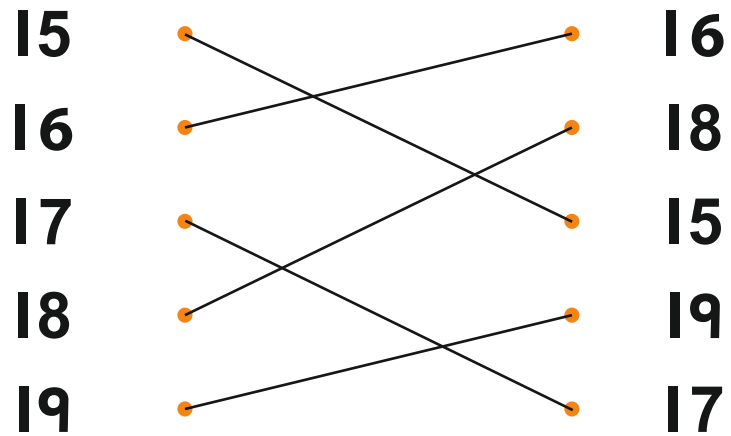
### Number 20 - Page 50

Colour the hats that have number 20 written on them.




### Activity 5 - Page 52

Match the same numbers.



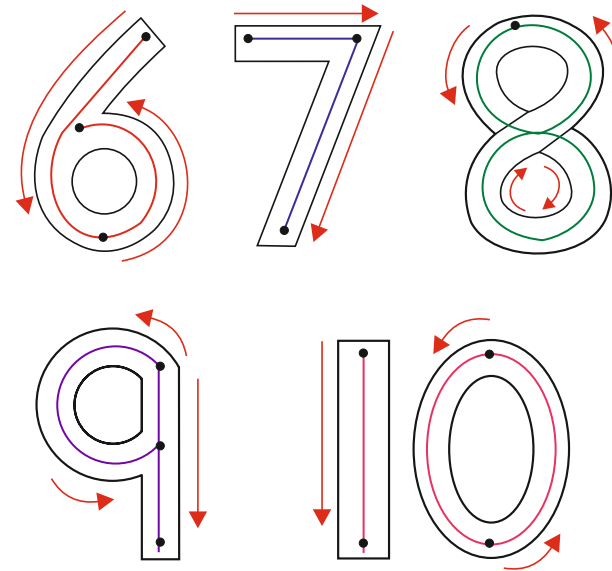
### Activity 6 - Page 53

Trace the numbers (RED BLUE GREEN ORANGE and BROWN).




### Activity 7 - Page 54

Trace the numbers (RED BLUE GREEN PURPLE and PINK).



### Activity 8 - Page 55


Count and circle the correct number.





### Activity 9 - Page 56


Guide the mother elephant to its calf. Colour the blocks with the numbers 10, 11, 12, 13, 14 and 15.



## PICTURE READING GENERAL KNOWLEDGE


### Activity 1 - Page 7

Colour the boxes **Yellow** for fruits.



### Activity 2 - Page 8

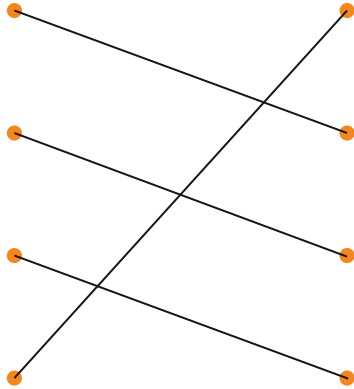
Tick ☒ in the box for vegetables.



☒☐☒

### Activity 3 - Page 9

Match the fruits and vegetables.



### Activity 4 - Page 10

Identify the fruits given below and circle only the red fruits.



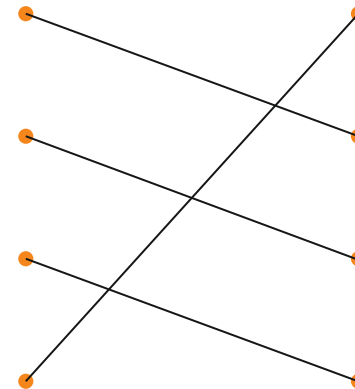
### Activity 5 - Page 13

Colour the boxes (RED) for the things you see in the drawing room.

☐☒☒☒☒☐

### Activity 6 - Page 16

Match the animals to their uses.






### Activity 7 - Page 19

Circle the domestic animals.



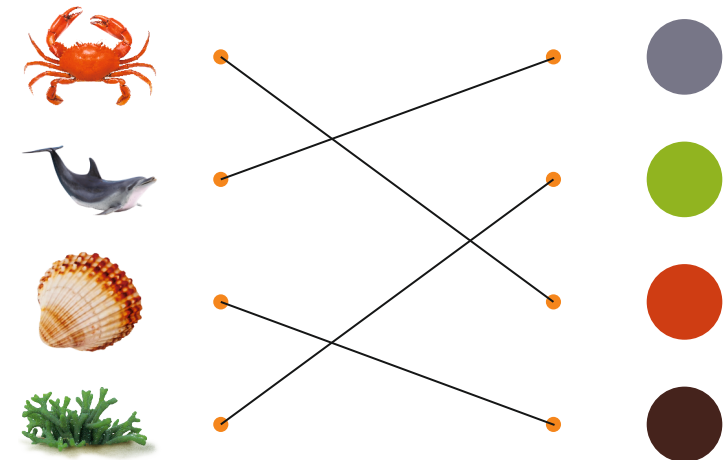
### Activity 8 - Page 22

Circle the birds that cannot fly.




### Activity 9 - Page 25

Match the underwater elements to their colours.



### Activity 11 - Page 30

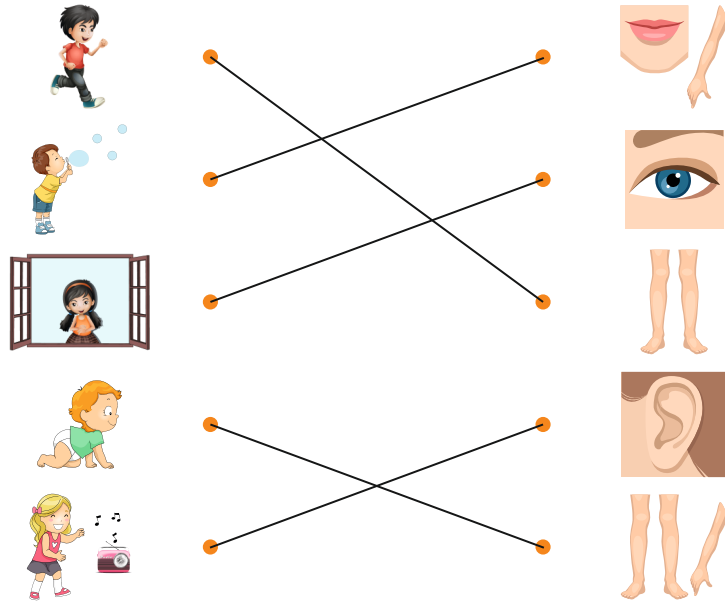
Cross the odd one out.





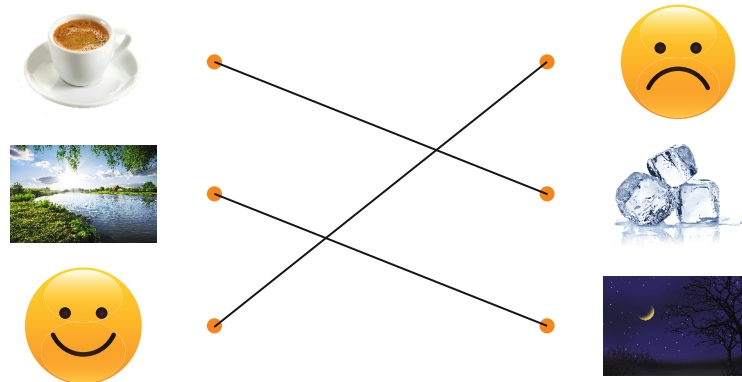
### Activity 12 - Page 32

Join the actions to the body parts that helps you perform the actions.



### Activity 13 - Page 34

Match the opposites.




### Activity 14 - Page 35

Circle all the soft objects.




### Activity 15 - Page 36

Look at the pictures in the boxes. Answer the questions by circling the correct picture.





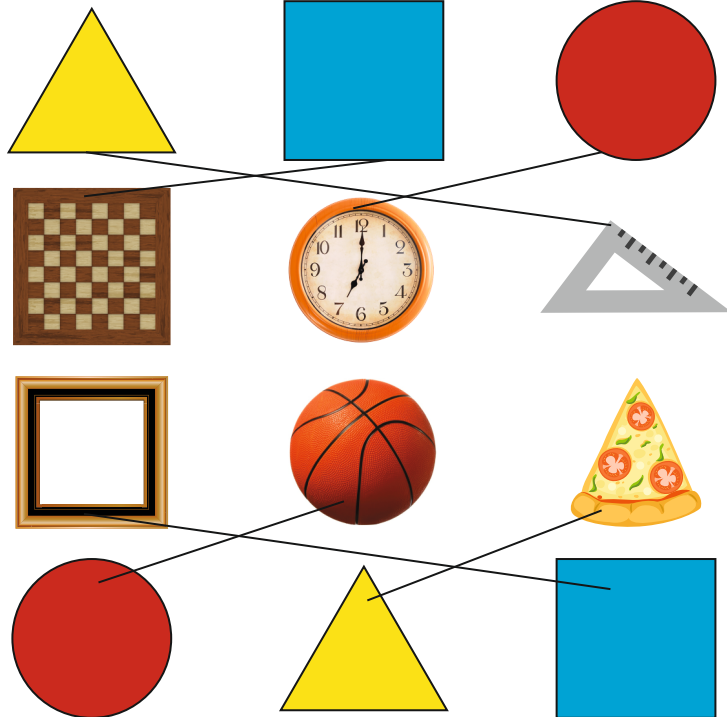
Which is small?



### Activity 16 - Page 37

Match the objects to their correct shapes and colour the shapes.

Red ● Yellow ▲ Blue ■



### Activity 17 - Page 38

Circle deer going left and put a cross on the deer going right.

