

Key To BUDDING BEAVERS



MUMBAI

4940/1B, Dhobiwadi, Dr. Jaykar Marg, Opp. Datta Mandir, Thakurdwar,
Mumbai - 400 002.

Only Calling: 8291852601

Calling & Whatsapp: 9322531798 / 8291852631 / 8291972352

Website: www.navjeevanpublications.com

Enquiries: info@navjeevanpublications.com

Sales: acc.nppl@gmail.com

PUNE

470 /471, Raviwar Peth, Nandan Residency, 1st Floor,
Phadke Haud, Pune - 411 002.

Tel.: (020) 24432951 / 7066835645

Contents		
Sr. No.	Title	Page No.
1.	Alphabet Capital (With Pattern)	3-10
2.	Alphabet Small	11-18
3.	Numbers 1-50	19-29
4.	General Knowledge & Conversation	30-36
5.	Phonics	37-50

ALPHABET CAPITAL (WITH PATTERN)

Activity 1 - Page 18

Write the first letter below each picture.



L



H



T



I



E



F

Activity 2 - Page 19

Match the pictures with the correct letters.

H

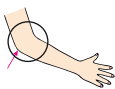
I

T

L

F

E



Activity 3 - Page 32


Recognise the pictures and write the beginning letter of the word.



VASE



MOP



NOSE



WHALE



AXE

Activity 4 - Page 33

Match the pictures with the correct letters.

V

M

N

W

A



Activity 5 - Page 42

Write the first letter below each picture.



K



X



Z



y



K

O

Z

Activity 6 - Page 43

Recognise the pictures and write the first letter. Match the pictures with same letters.



K

X



Z

K



y

Z



X

y



Activity 7 - Page 54

Write the first letter below each picture.



C



O



Q



G

Activity 8 - Page 55

Recognise the pictures and write the first letter. Match the pictures with same letters.



C

O



G

Q



Q

C



O

G



Activity 9 - Page 64

Recognise the pictures and write the beginning letter of the word.



BALL



DOLL



PARROT



RABBIT

Activity 10 - Page 65

Recognise the pictures and write the first letter. Match the pictures with same letters.



B

P



D

R



R

B



P

D



Activity 11 - Page 72

Write the first letter below each picture.



S



J



U



U



S



J

Activity 12 - Page 73

Match the pictures with the correct letters.

U

J

S



Activity 16 - Page 77

Write the first letters of the corresponding pictures in the given spaces.













A



B
















C

	D		E		F
	G		H		I
	J		K		L
			M		

Activity 17 - Page 78

Write the first letters of the corresponding pictures in the given spaces.

	N		O		P
	Q		R		S
	T		U		V

	W		X		Y
			Z		







Activity 18 - Page 79

Write the missing letters in each row.

A	B	C	D	E
K	L	M	N	O
F	G	H	I	J
P	Q	R	S	T
V	W	X	Y	Z







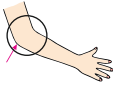





Activity 1 - Page 20

Recognise the pictures and circle the first letter of the word.

 a c e	 a c e	 a c e
 b d f	 b d f	 b d f






Activity 2 - Page 21

Write the first letter for each picture and match the pictures that start with the same letter.

	a	f	
	b	e	
	f	d	
	e	a	
	d	c	
	c	b	











Activity 3 - Page 32

Recognise the pictures and circle the first letter of the word.

 g c a	 g j y	 l i j
 h r k	 k h b	




Activity 4 - Page 33



Write the first letter for each picture and match the pictures that start with the same letter.

	g	j	
	h	i	
	j	k	
	k	h	
	i	g	

Activity 7 - Page 46











Recognise the pictures and circle the first letter of the word.

		
i l t	o c a	d b p

	
n m w	m n v




Activity 8 - Page 47



Write the first letter for each picture and match the pictures that start with the same letter.

	l	m	
	o	n	
	m	p	
	n	l	
	p	o	

Activity 9 - Page 58











Recognise the pictures and circle the first letter of the word.

		
k r h	g q a	z s x

	
t f l	v u y




Activity 10 - Page 59



Write the first letter for each picture and match the pictures that start with the same letter.

	q	r	
	r	t	
	t	q	
	s	u	
	u	s	

Activity 13 - Page 72











Recognise the pictures and circle the first letter of the word.

		
v y g	s x z	m w v

	
v y g	s x z

Activity 14 - Page 73





Write the first letter for each picture and match the pictures that start with the same letter.

	v	    
	z	
	x	
	w	
	y	

x	y	v	z	w
----------	----------	----------	----------	----------





Activity 17 - Page 76

Match each letter with the picture.

d	   
f	
i	
g	






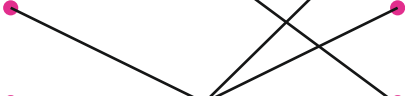



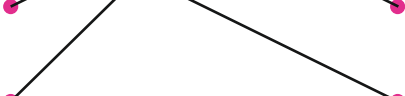


Activity 17 - Page 77

Match each letter with the picture.

c	   
l	
b	
h	


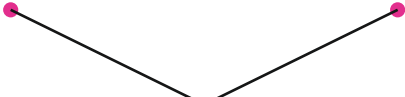

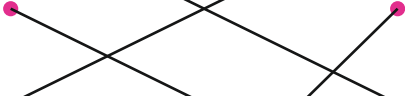





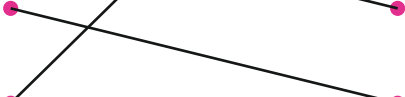


Activity 19 - Page 78

Join the capital letters to the small letters.

A			g
G			h
B			q
D			a
Q			b
H			d










Activity 20 - Page 79

Join the capital letters to the small letters.

e			M
j			W
m			E
p			J
r			P
W			R






Activity 21 - Page 80

Identify the picture and write the first letter. Write in small letter.

	a		b		c		d
	e		f		g		h
	i		j		k		l
	m		n		o		p
	q		r		s		t
	u		v		w		x
	y		z				

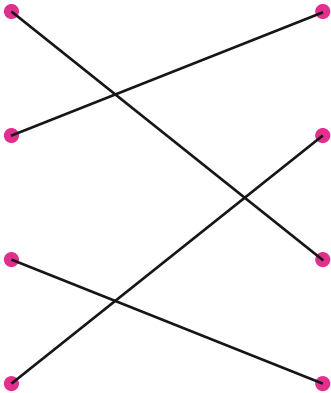




Activity 1 - Page 9

Count and write the number.

	3
	2
	5
	1
	4

Activity 2 - Page 10

Match them to the correct numbers.

5		
3		
4		
2		

Activity 4 - Page 17

Write the numbers backward from 10 to 0.

1	0	9	8	7	6	5	4	3	2	1	0
1	0	9	8	7	6	5	4	3	2	1	0

Activity 5 - Page 18

Circle the correct number.

	7 6 5
	8 9 2
	3 5 10

Activity 6 - Page 19

Write the number that comes just before.




<u>1</u>	2	<u>7</u>	8
<u>9</u>	10	<u>3</u>	4

Write the number that comes just after.

3	<u>4</u>	9	<u>10</u>
7	<u>8</u>	5	<u>6</u>

Activity 8 - Page 31

Match the numbers with the correct number of objects.


	<div>13</div> <div>12</div> <div>15</div>
	
	

Activity 9 - Page 32

Count and write the number.



18



19



16



15

Activity 10 - Page 33

Write the number that comes in between.

16

17

18

Write the number that comes just before.

<u>11</u>	12	<u>19</u>	20
<u>14</u>	15	<u>17</u>	18

Write the number that comes just after.

13	<u>14</u>	19	<u>20</u>
17	<u>18</u>	15	<u>16</u>

Activity 12 - Page 45

Fill in the missing numbers.

16	<u>17</u>	<u>18</u>	<u>19</u>	20
21	<u>22</u>	23	<u>24</u>	<u>25</u>

Activity 13 - Page 46

Write the number that comes in between.

27	<u>28</u>	29
22	<u>23</u>	24

Write the number that comes just after.

21	<u>22</u>	26	<u>27</u>
----	-----------	----	-----------

24 25

29 30

Activity 15 - Page 58

Write the number that comes just before.





































<u>39</u>	40	<u>33</u>	34
<u>35</u>	36	<u>31</u>	32



Write the number that comes in between.

37	<u>38</u>	39
32	<u>33</u>	34

Activity 16 - Page 59

Count and write the number.

        	36
        	
        	
        	

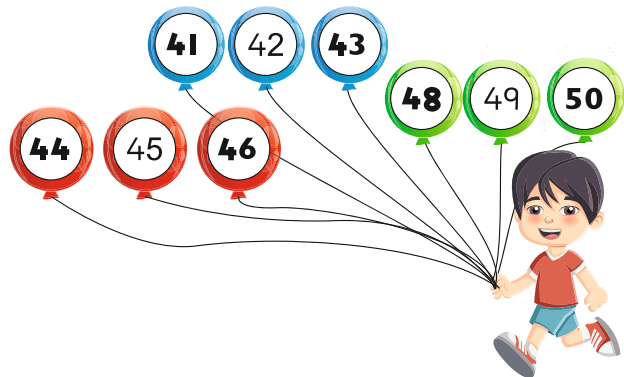


Activity 19 - Page 72

Write the numbers backward from 50 to 41.

T	O	T	O	T	O	T	O	T	O
5	0	4	9	4	8	4	7	4	6
4	5	4	4	4	3	4	2	4	1

Write the number that comes in between.



Activity 21 - Page 74

Write the number that comes in just after.

<u>1</u>	<u>2</u>	<u>10</u>	<u>11</u>
<u>15</u>	<u>16</u>	<u>25</u>	<u>26</u>
<u>21</u>	<u>22</u>	<u>41</u>	<u>42</u>
<u>29</u>	<u>30</u>	<u>48</u>	<u>49</u>

Activity 22 - Page 75

Write the number that comes just before.

<u>21</u>	<u>22</u>	<u>28</u>	<u>29</u>
<u>8</u>	<u>9</u>	<u>11</u>	<u>12</u>
<u>30</u>	<u>31</u>	<u>34</u>	<u>35</u>
<u>44</u>	<u>45</u>	<u>39</u>	<u>40</u>




Activity 23 - Page 76

Write the number that comes in between.

3	<u>4</u>	5	15	<u>16</u>	17
28	<u>29</u>	30	34	<u>35</u>	36
45	<u>46</u>	47	39	<u>40</u>	41
16	<u>17</u>	18	20	<u>21</u>	22

Activity 24 - Page 77

Write the number of tens and ones. One has been done for you.

	<u>3</u> Tens <u>2</u> Ones
	<u>2</u> Tens <u>5</u> Ones
	<u>4</u> Tens <u>7</u> Ones

	<u>3</u> Tens <u>5</u> Ones
	




Activity 25 - Page 78

Write the numbers backwards in each row.

T O	T O	T O	T O	T O
5 0	4 9	4 8	4 7	4 6
4 2	4 1	4 0	3 9	3 8
3 0	2 9	2 8	2 7	2 6
2 4	2 3	2 2	2 1	2 0
1 2	1 1	1 0	9	8

Activity 26 - Page 79

Addition: Count and write the correct numbers in the blanks given below. One has been done for you.

	+		=	
<u>2</u>		<u>4</u>		<u>6</u>

$$\begin{array}{c} \text{3 parrots} \\ \underline{3} \end{array} + \begin{array}{c} \text{3 parrots} \\ \underline{3} \end{array} = \begin{array}{c} \text{6 parrots} \\ \underline{6} \end{array}$$

$$\begin{array}{c} \text{3 feathers} \\ \underline{3} \end{array} + \begin{array}{c} \text{4 feathers} \\ \underline{4} \end{array} = \begin{array}{c} \text{7 feathers} \\ \underline{7} \end{array}$$

Activity 27 - Page 80

Subtraction: Count and write the correct numbers in the blanks given below. One has been done for you.

$$\begin{array}{r} 4 \\ - 2 \\ \hline 2 \end{array} \quad \begin{array}{c} \text{4 caterpillars} \\ \text{2 crossed out} \end{array}$$

$$\begin{array}{r} 9 \\ - 4 \\ \hline 5 \end{array} \quad \begin{array}{c} \text{9 apples} \\ \text{4 crossed out} \end{array}$$

$$\begin{array}{r} 3 \\ - 1 \\ \hline 2 \end{array} \quad \begin{array}{c} \text{3 dogs} \\ \text{1 crossed out} \end{array}$$

$$\begin{array}{r} 8 \\ - 5 \\ \hline 3 \end{array} \quad \begin{array}{c} \text{8 rabbits} \\ \text{5 crossed out} \end{array}$$

$$\begin{array}{r} 5 \\ - 4 \\ \hline 1 \end{array} \quad \begin{array}{c} \text{5 fish} \\ \text{4 crossed out} \end{array}$$

$$\begin{array}{r} 5 \\ - 2 \\ \hline 3 \end{array} \quad \begin{array}{c} \text{5 cars} \\ \text{2 crossed out} \end{array}$$

$$\begin{array}{r} 7 \\ - 3 \\ \hline 4 \end{array} \quad \begin{array}{c} \text{7 flowers} \\ \text{3 crossed out} \end{array}$$

GENERAL KNOWLEDGE & CONVERSATION

Activity 2 - Page 7

Write **L** on the chicks that ran to the left to get the worm from mamma hen.



Good Habits In Class - Page 8

Put a tick in boxes that are good habits and put a cross for things you must not do in class.

Sharing a book in class.






Making and throwing paper planes.







Raise your hands.



<p>Keep the class clean.</p>  <div>✓</div>	<p>Pay attention to the teacher.</p>  <div>✓</div>	<p>Sitting on tables.</p>  <div>X</div>
---	---	--


Activity 3 - Page 10

Count and write how many.

I have	(2)	
I have	(1)	
I have	(1)	
I have	(2)	


Activity 4 - Page 12

Write **O** for fruits with one seed and **M** for fruits with many seeds.



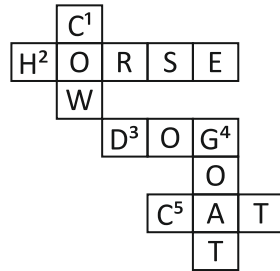
Activity 5 - Page 13

Tick ✓ the vegetables we can eat raw or use in salad.




Activity 6 - Page 17

Identify the animals and complete the crossword.
Cat, Cow, Dog, Goat, Horse are called domestic animals.
They are useful to us.




Activity 7 - Page 18

Write **D** in the box for domestic animals.




Activity 8 - Page 19

Write **W** in the box for wild animals.




Activity 9 - Page 21

Write **A** in the box for animals and **B** in the box for birds.



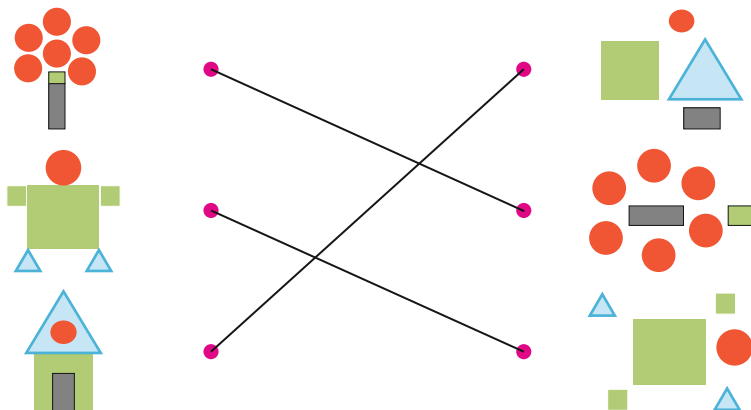
Activity 10 - Page 25

Write **L** in the box for living things and **NL** for Non-living things.




Activity 12 - Page 37

Join the figures made with the same shapes.



Activity 13 - Page 40










Each item has a number. Depending on the season in which it is used, write the number in the respective boxes.



PHONICS

Vowel Sounds - Page 5

Fill in the missing vowel and complete the word which names the picture (ă, ě, ĭ, ă, ŭ). Read the word aloud.

		
h <u>a</u> t	b <u>a</u> t	f <u>i</u> n
		
h <u>o</u> t	a <u>n</u> t	b <u>e</u> d
		
p <u>i</u> n	p <u>o</u> t	p <u>u</u> p

Vowel Sounds - Page 6
















Fill in the missing vowel and complete the word which names the picture (ă, ě, ĭ, ă, ŭ). Read the word aloud.

		
s <u>u</u> n	m <u>a</u> t	b <u>i</u> n

		
f <u>o</u> x	k <u>e</u> g	b <u>a</u> t
		
d <u>e</u> n	t <u>o</u> p	b <u>u</u> n



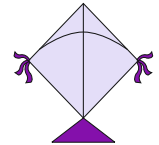






Vowel Sounds - Page 7

Circle the pictures with the given letter sound.

ă			
	apple	egg	ant
ě			
	ink	elephant	elbow
ĭ			
	eye	ink	insect
ă			
	orange	alligator	ox
ŭ			
	octopus	urn	umbrella

Consonant Sounds - Page 11







Recognise the pictures and say their first letter sound aloud. Circle the correct letter sound.

 a (c) t	 i (f) p	 q (k) b
 j (g) a	 g (d) p	 f (p) h
 (m) n o	 m (n) u	 (h) n t

Consonant Sounds - Page 12










Recognise the pictures and say their first letter sound aloud. Circle the correct letter sound.

 a (r) t	 (t) f p	 z (s) u
--	--	--

 e (p) n	 k (q) c	 (v) b h
 v (w) o	 s (z) u	 h (y) o

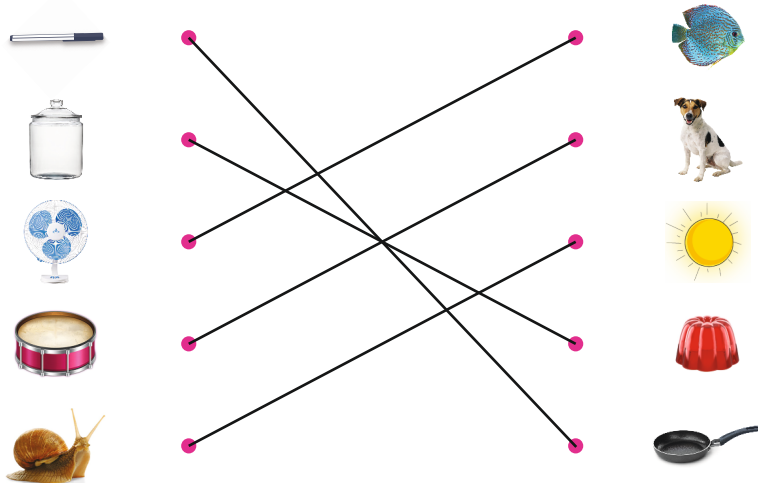
Consonant Sounds - Page 13

Recognise the pictures and say their first letter sound aloud. Circle the correct letter sound.

 s (n) t	 n (m) p	 q (g) c
 v (b) a	 g (t) p	 (k) p h
 p (f) o	 (l) n t	 g (j) t

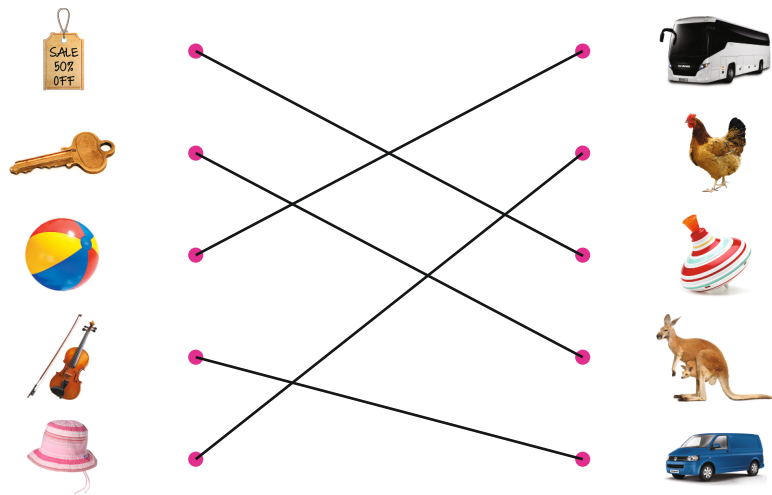
Beginning Letter Sound - Page 14

Recognise the pictures and say their first letter sound aloud. Match the pictures with same first letter sound.




Beginning Letter Sound - Page 15

Recognise the pictures and say their first letter sound aloud. Match the pictures with same first letter sound.



Beginning Letter Sound - Page 16

Cross the picture that does not begin with the sound of the given letter sound.



Beginning Letter Sound - Page 17

Cross the picture that does not begin with the sound of the given letter sound.



r



s



t



Ending Letter Sound - Page 18

Circle the pictures that end with a sound corresponding to the given letter.

m



b



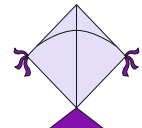
p



n



k



Ending Letter Sound - Page 19

Circle the pictures that end with a sound corresponding to the given letter.


x




g



t



d




l



/a/ Family - Page 29

Read the sound and circle the pictures with the same sound.

at



an



am



ap



/e/ Family - Page 33

Read the sound and circle the pictures with the same sound.

et



en




10

eg



ed



/i/ Family - Page 39

Read the sound and circle the pictures with the same sound.

it



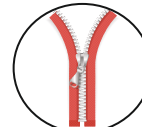
in



ig




ip



/o/ Family - Page 45

Read the sound and circle the pictures with the same sound.

ot




og



op




od




/u/ Family - Page 51

Read the sound and circle the pictures with the same sound.

un



ug



ut


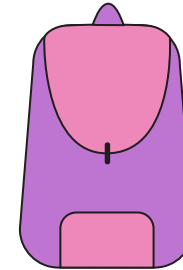



ub

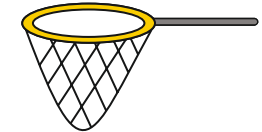



Colour Fun - Page 52

Colour the pictures with **ă** as in 'ah' sound.



Colour the pictures with **ě** as in 'eh' sound.



Cross Word Puzzle - Page 53

With the help of the pictures given below, fill the missing letters and complete the words. Then read each word aloud.

a e i o u




s
p u p
n



n
p i g
b

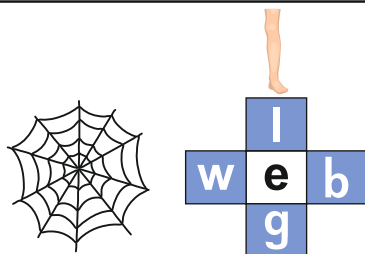





Cross Word Puzzle - Page 54

With the help of the pictures given below, fill the missing letters and complete the words. Then read each word aloud.

a e i o u



Picture Recognition - Page 55

With the correct vowel family in the blanks for the pictures given below. Choose the vowel family from the boots given below.



at



ot



en



in



ut



et

Picture Recognition - Page 56

With the correct vowel family in the blanks for the pictures given below. Choose the vowel family from the boots given below.



ed



eg



op



up



ap



op